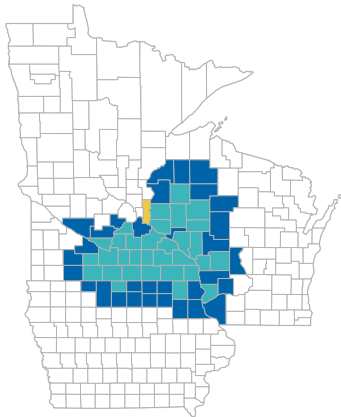


Population by County

Select a county MN, Catchment County, Washington Washington County Population Total: 262,440

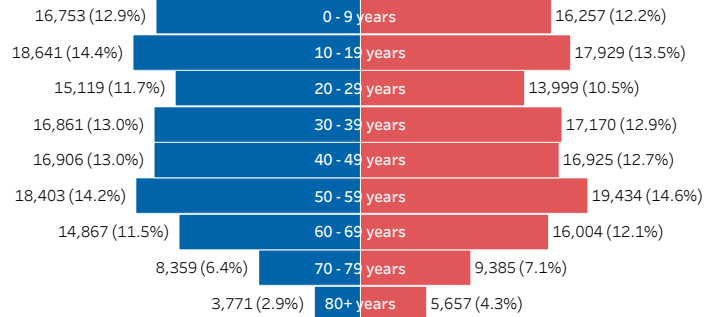


- Catchment County
- Catchment County (MCHS)
- Selected County
- Non Catchment County

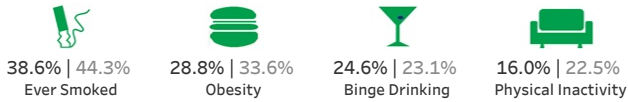
Cancer Incidence & County Population Pyramid

State Cancer Yearly Avg	County Cancer Yearly Avg
30,740	1,441 (4.7%)

County Level US Census Age & Sex Breakdown



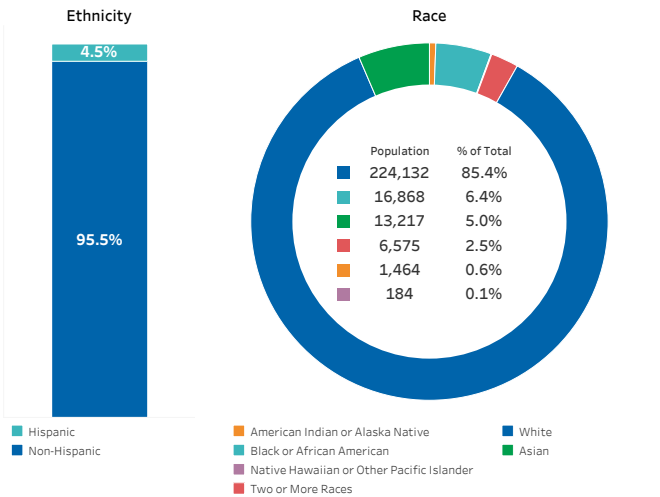
Risk Factors (Washington County | Minnesota)



Socioeconomic Factors (Washington County | Minnesota)



US Census Demographics Breakdown



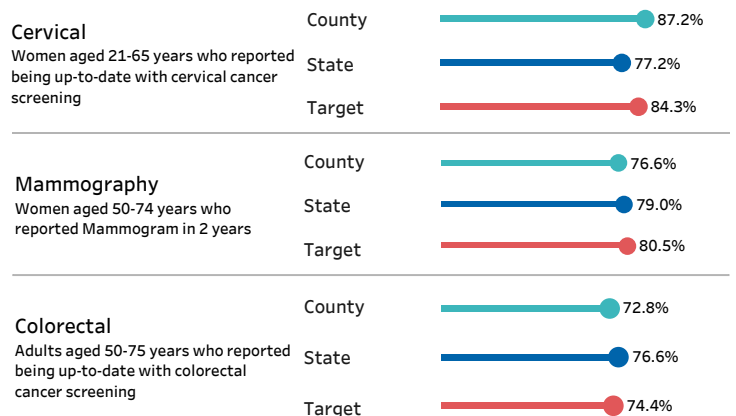
Top 5 Cancer Age-Adjusted Incidence & Mortality per 100k

Cancer Type Cancer Incidence (5-Yr Avg) Mortality (5-Yr Avg)

Cancer Metrics by Type of Cancer

Cancer Type	Cancer Incidence 5-Yr Age-Adjusted per 100k	Mortality 5-Yr Age-Adjusted per 100k
Breast	148.4	16.3
Prostate	122.1	20.5
Lung & Bronchus	53.7	31.3
Colon & Rectum	36.6	12.3
Melanoma of the Skin	32.0	2.6
Uterus	31.7	5.0
Non-Hodgkin Lymphoma	23.6	4.6
Bladder	23.4	3.9
Kidney & Renal Pelvis	19.7	3.2
Thyroid	18.6	0.8
Leukemia	16.0	6.0
Pancreas	11.5	10.7
Ovary	9.5	6.1
Liver & Bile Duct	7.7	5.6
Brain & ONS	6.9	5.7
Oral Cavity & Pharynx	6.8	2.3
Stomach	6.0	2.6
Esophagus	4.5	3.7
Cervix	3.9	1.2
Uncategorized	0.0	0.0

Cancer Screening (Age-Adjusted Prevalence) \*



Data Sources: Incidence and Mortality from State Cancer Profiles (for FL, AZ, WI, IA, MN data from MN Dept. of Health), Risk Factors & Screening from CDC, SES from County Health Ranking, US Population data from census.gov  
Cancer Incidence is a yearly average based on a 5-yr period from (2015-2019), Mortality is a yearly average based on a 5-yr period from (2016-2020)  
\*Target information from Healthy People 2030 Preventive Cancer Care Objectives