

Midwest County Profile

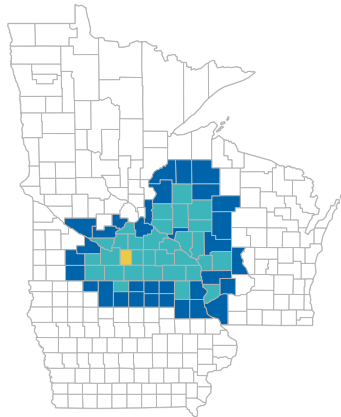
Selected County: Waseca County, MN



Population by County

Select a county MN, Catchment County, Waseca

Waseca County Population Total: 18,612

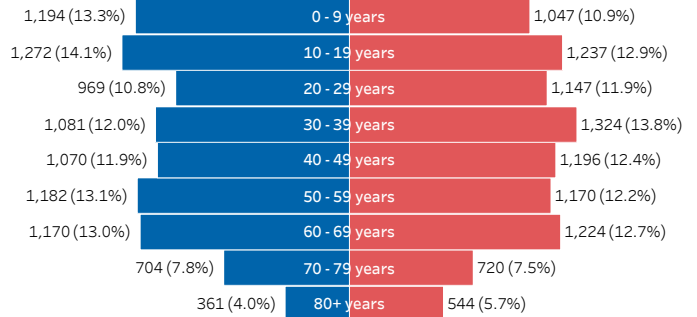


- Catchment County
- Catchment County (MCHS)
- Selected County
- Non Catchment County

Cancer Incidence & County Population Pyramid

State Cancer Yearly Avg	County Cancer Yearly Avg
30,740	110 (0.4%)

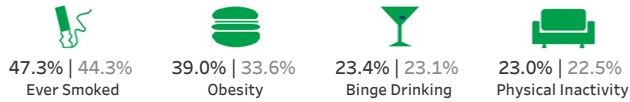
County Level US Census Age & Sex Breakdown



Male

Female

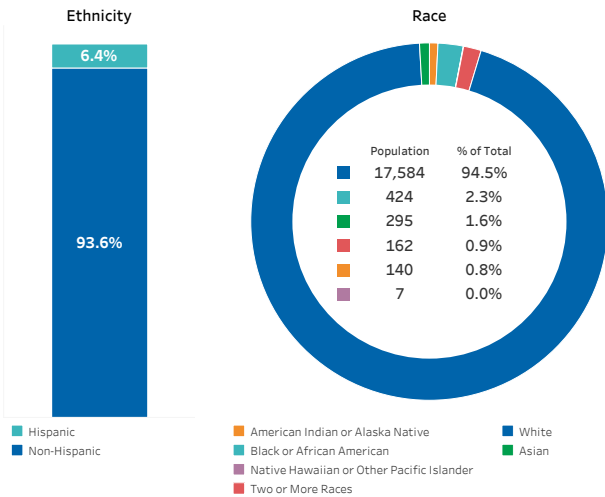
Risk Factors (Waseca County | Minnesota)



Socioeconomic Factors (Waseca County | Minnesota)



US Census Demographics Breakdown



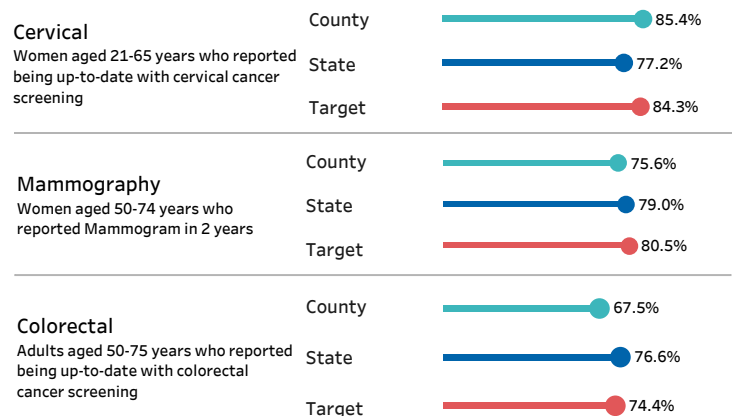
Top 5 Cancer Age-Adjusted Incidence & Mortality per 100k

Cancer Type | Cancer Incidence (5-Yr Avg) | Mortality (5-Yr Avg)

Cancer Metrics by Type of Cancer

Cancer Type	Cancer Incidence 5-Yr Age-Adjusted per 100k	Mortality 5-Yr Age-Adjusted per 100k
Breast	129.2	15.0
Prostate	74.8	34.1
Lung & Bronchus	48.6	23.9
Colon & Rectum	46.4	15.5
Melanoma of the Skin	44.7	1.2
Uterus	27.7	5.8
Bladder	26.4	4.3
Pancreas	20.0	14.6
Non-Hodgkin Lymphoma	17.5	3.9
Kidney & Renal Pelvis	15.7	4.2
Ovary	14.5	4.0
Leukemia	12.6	5.1
Liver & Bile Duct	7.7	4.7
Thyroid	6.5	2.9
Cervix	5.1	1.3
Esophagus	4.9	3.4
Stomach	4.4	0.6
Brain & ONS	3.8	4.4
Oral Cavity & Pharynx	0.0	1.6
Uncategorized	0.0	0.0

Cancer Screening (Age-Adjusted Prevalence) *



Data Sources: Incidence and Mortality from State Cancer Profiles (for FL, AZ, WI, IA, MN data from MN Dept. of Health), Risk Factors & Screening from CDC, SES from County Health Ranking, US Population data from census.gov
 Cancer Incidence is a yearly average based on a 5-yr period from (2015-2019), Mortality is a yearly average based on a 5-yr period from (2016-2020)

*Target information from Healthy People 2030 Preventive Cancer Care Objectives