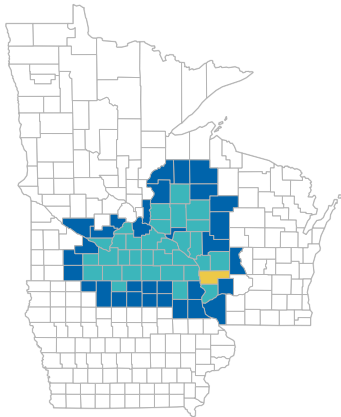


Population by County

Select a county WI, Catchment County, Vernon

Vernon County Population Total: 30,822

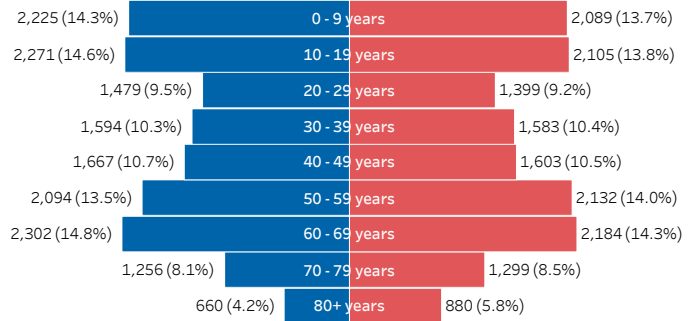


- Catchment County
- Catchment County (MCHS)
- Selected County
- Non Catchment County

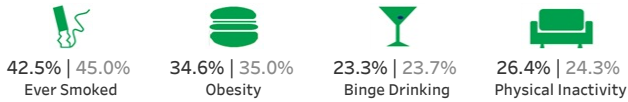
Cancer Incidence & County Population Pyramid

State Cancer Yearly Avg	County Cancer Yearly Avg
34,173	188 (0.6%)

County Level US Census Age & Sex Breakdown



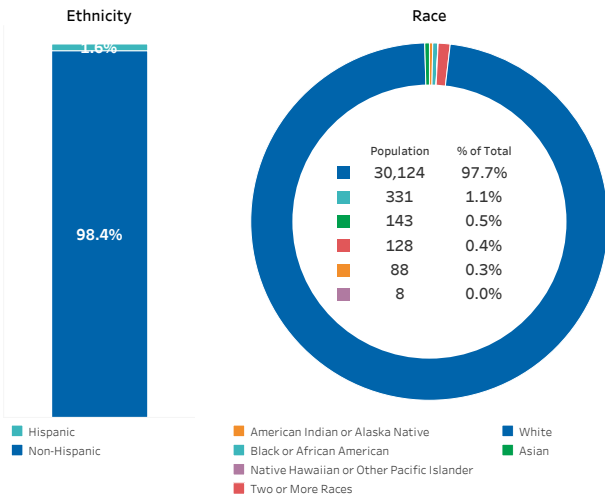
Risk Factors (Vernon County | Wisconsin)



Socioeconomic Factors (Vernon County | Wisconsin)



US Census Demographics Breakdown



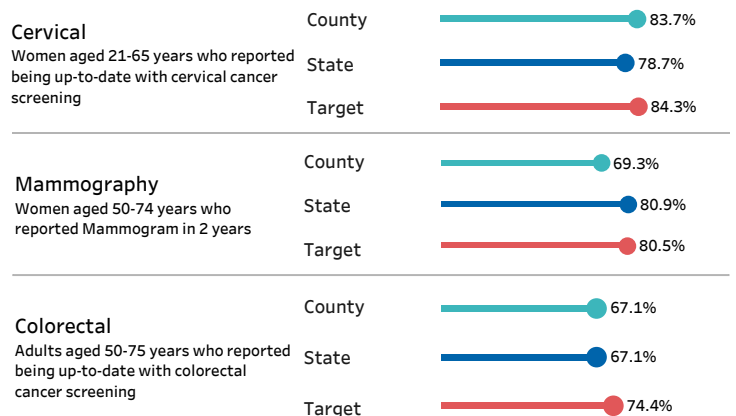
Top 5 Cancer Age-Adjusted Incidence & Mortality per 100k

Cancer Type | Cancer Incidence (5-Yr Avg) | Mortality (5-Yr Avg)

Cancer Metrics by Type of Cancer

Cancer Type	Cancer Incidence 5-Yr Age-Adjusted per 100k	Mortality 5-Yr Age-Adjusted per 100k
Prostate	120.5	22.2
Breast	116.5	23.5
Lung & Bronchus	50.4	29.2
Colon & Rectum	40.7	11.2
Uterus	29.9	0.0
Bladder	21.9	0.0
Melanoma of the Skin	21.4	0.0
Leukemia	20.4	0.0
Non-Hodgkin Lymphoma	19.8	0.0
Kidney & Renal Pelvis	18.7	0.0
Oral Cavity & Pharynx	13.7	0.0
Pancreas	12.1	9.5
Thyroid	9.1	0.0
Liver & Bile Duct	7.2	7.1
Brain & ONS	0.0	0.0
Cervix	0.0	0.0
Esophagus	0.0	0.0
Ovary	0.0	0.0
Stomach	0.0	0.0
Uncategorized	0.0	0.0

Cancer Screening (Age-Adjusted Prevalence) *



Data Sources: Incidence and Mortality from State Cancer Profiles (for FL, AZ, WI, IA, MN data from MN Dept. of Health), Risk Factors & Screening from CDC, SES from County Health Ranking, US Population data from census.gov
Cancer Incidence is a yearly average based on a 5-yr period from (2015-2019), Mortality is a yearly average based on a 5-yr period from (2016-2020)
*Target information from Healthy People 2030 Preventive Cancer Care Objectives