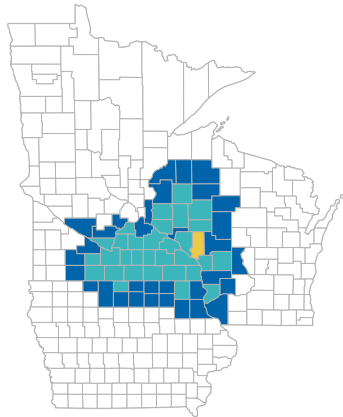




Population by County

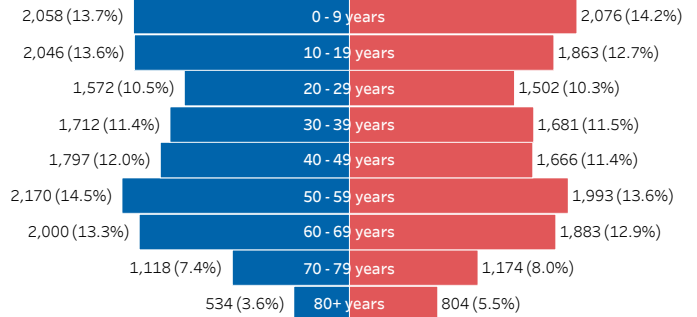
Select a county WI, Catchment County, Trempealeau Trempealeau County Population Total: 29,649



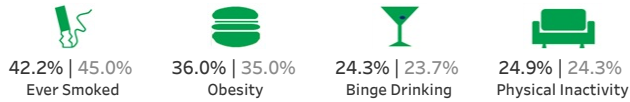
Cancer Incidence & County Population Pyramid

State Cancer Yearly Avg	County Cancer Yearly Avg
34,173	187 (0.5%)

County Level US Census Age & Sex Breakdown



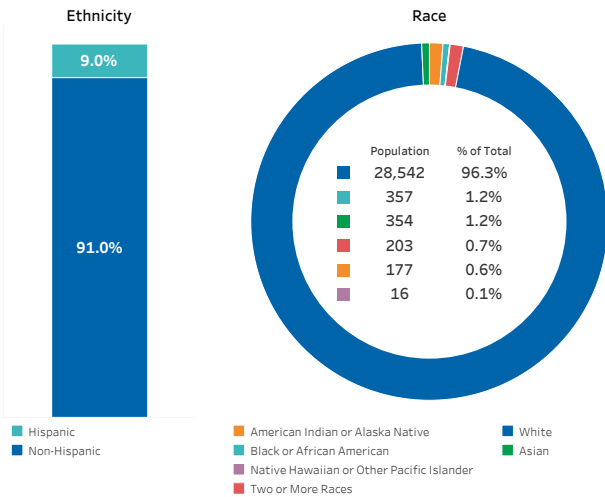
Risk Factors (Trempealeau County | Wisconsin)



Socioeconomic Factors (Trempealeau County | Wisconsin)



US Census Demographics Breakdown



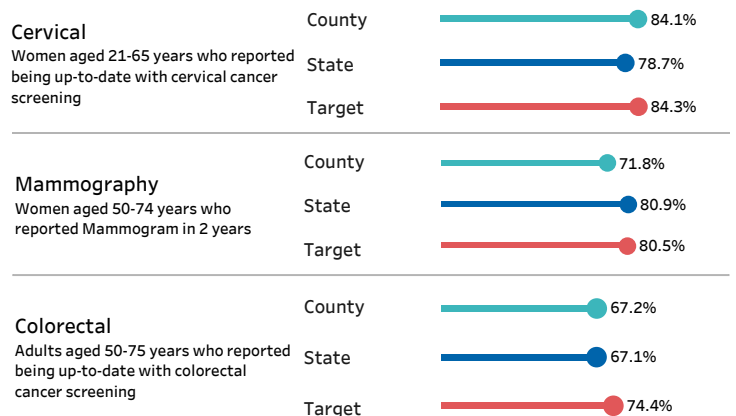
Top 5 Cancer Age-Adjusted Incidence & Mortality per 100k

Cancer Type Cancer Incidence (5-Yr Avg) Mortality (5-Yr Avg)

Cancer Metrics by Type of Cancer

Cancer Type	Cancer Incidence 5-Yr Age-Adjusted per 100k	Mortality 5-Yr Age-Adjusted per 100k
Prostate	130.9	0.0
Breast	126.0	0.0
Lung & Bronchus	56.6	39.9
Melanoma of the Skin	38.6	0.0
Colon & Rectum	32.4	13.3
Uterus	29.2	0.0
Non-Hodgkin Lymphoma	22.7	0.0
Bladder	20.7	0.0
Leukemia	18.6	0.0
Thyroid	16.7	0.0
Kidney & Renal Pelvis	12.8	0.0
Oral Cavity & Pharynx	11.9	0.0
Pancreas	11.3	10.3
Esophagus	10.4	0.0
Liver & Bile Duct	8.6	0.0
Brain & ONS	0.0	0.0
Cervix	0.0	0.0
Ovary	0.0	0.0
Stomach	0.0	0.0
Uncategorized	0.0	0.0

Cancer Screening (Age-Adjusted Prevalence) *



Data Sources: Incidence and Mortality from State Cancer Profiles (for FL, AZ, WI, IA, MN data from MN Dept. of Health), Risk Factors & Screening from CDC, SES from County Health Ranking, US Population data from census.gov
Cancer Incidence is a yearly average based on a 5-yr period from (2015-2019), Mortality is a yearly average based on a 5-yr period from (2016-2020)

*Target information from Healthy People 2030 Preventive Cancer Care Objectives