

# Midwest County Profile

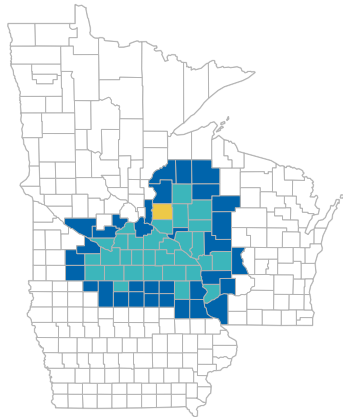
Selected County: St. Croix County, WI



## Population by County

Select a county WI, Catchment County, St. Croix

St. Croix County Population Total: 90,687

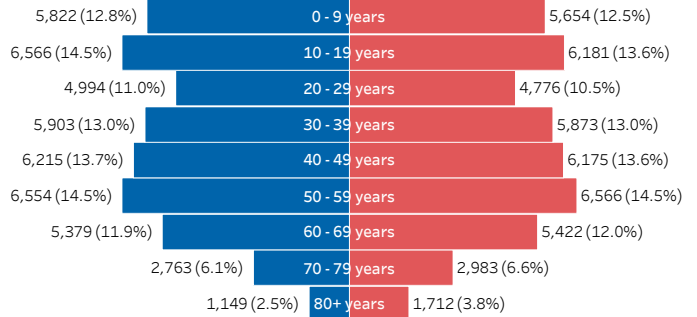


- Catchment County
- Catchment County (MCHS)
- Selected County
- Non Catchment County

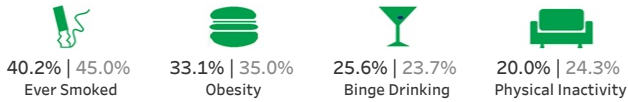
## Cancer Incidence & County Population Pyramid

State Cancer Yearly Avg	County Cancer Yearly Avg
34,173	385 (1.1%)

### County Level US Census Age & Sex Breakdown



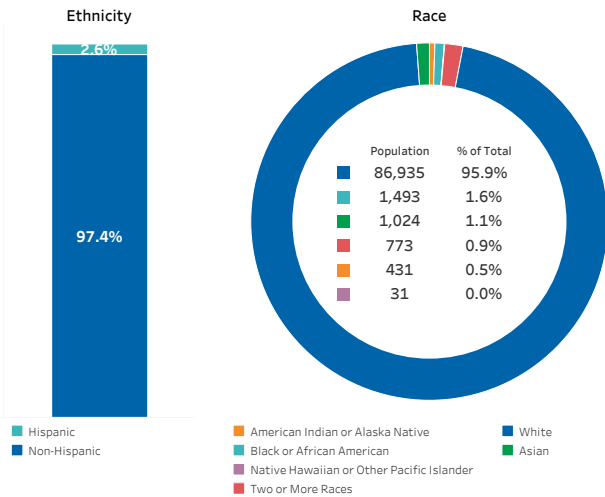
## Risk Factors (St. Croix County | Wisconsin)



## Socioeconomic Factors (St. Croix County | Wisconsin)



## US Census Demographics Breakdown



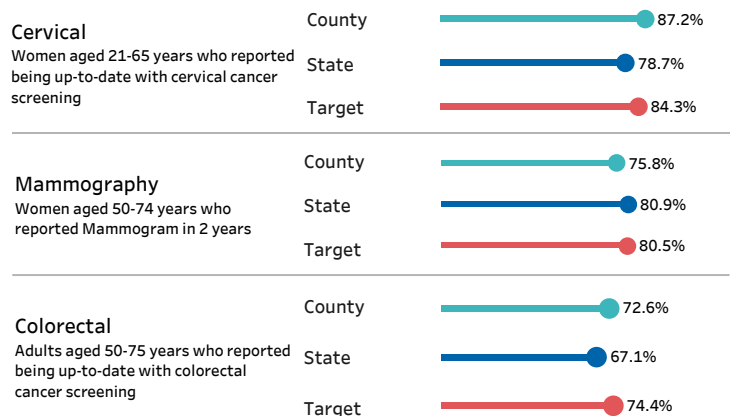
## Top 5 Cancer Age-Adjusted Incidence & Mortality per 100k

Cancer Type | Cancer Incidence (5-Yr Avg) | Mortality (5-Yr Avg)

## Cancer Metrics by Type of Cancer

Cancer Type	Cancer Incidence 5-Yr Age-Adjusted per 100k	Mortality 5-Yr Age-Adjusted per 100k
Breast	118.1	19.1
Prostate	64.2	30.0
Lung & Bronchus	58.3	33.0
Colon & Rectum	35.4	13.1
Melanoma of the Skin	25.2	0.0
Uterus	24.5	6.9
Non-Hodgkin Lymphoma	17.7	5.5
Bladder	15.2	3.9
Pancreas	13.0	12.8
Kidney & Renal Pelvis	12.9	0.0
Leukemia	11.6	6.8
Oral Cavity & Pharynx	11.4	0.0
Thyroid	9.3	0.0
Ovary	9.0	6.6
Brain & ONS	5.3	4.7
Liver & Bile Duct	5.1	4.9
Stomach	4.2	0.0
Esophagus	4.1	4.7
Cervix	0.0	0.0
Uncategorized	0.0	0.0

## Cancer Screening (Age-Adjusted Prevalence) \*



Data Sources: Incidence and Mortality from State Cancer Profiles (for FL, AZ, WI, IA, MN data from MN Dept. of Health), Risk Factors & Screening from CDC, SES from County Health Ranking, US Population data from census.gov  
Cancer Incidence is a yearly average based on a 5-yr period from (2015-2019), Mortality is a yearly average based on a 5-yr period from (2016-2020)

\*Target information from Healthy People 2030 Preventive Cancer Care Objectives