

Midwest County Profile

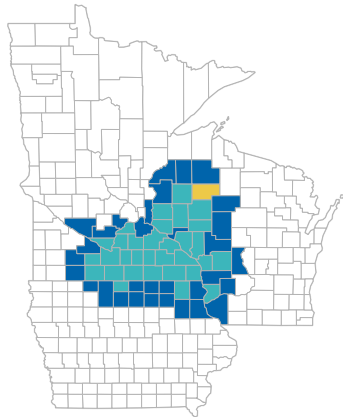
Selected County: Rusk County, WI



Population by County

Select a county WI, Catchment County, Rusk

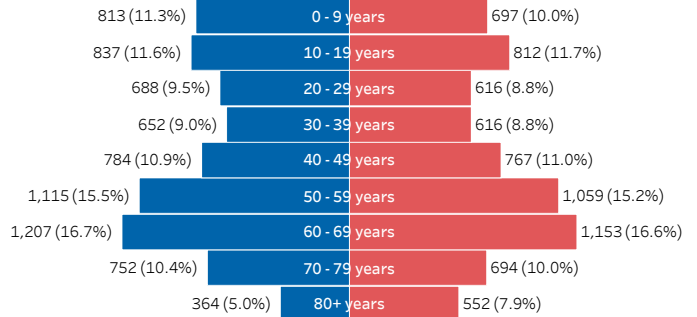
Rusk County Population Total: 14,178



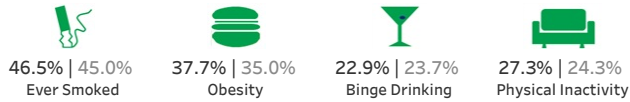
Cancer Incidence & County Population Pyramid

State Cancer Yearly Avg	County Cancer Yearly Avg
34,173	106 (0.3%)

County Level US Census Age & Sex Breakdown



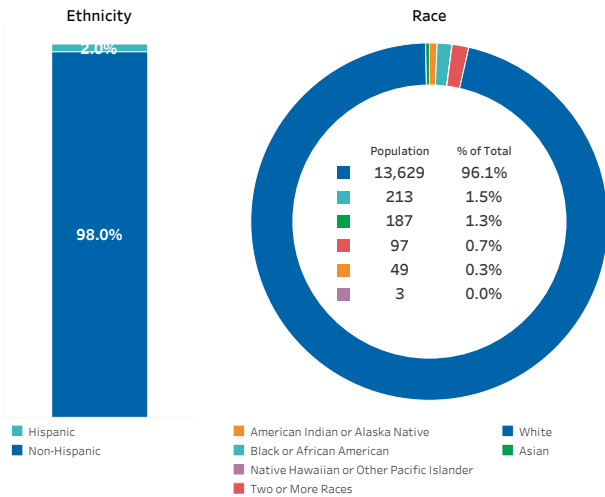
Risk Factors (Rusk County | Wisconsin)



Socioeconomic Factors (Rusk County | Wisconsin)



US Census Demographics Breakdown



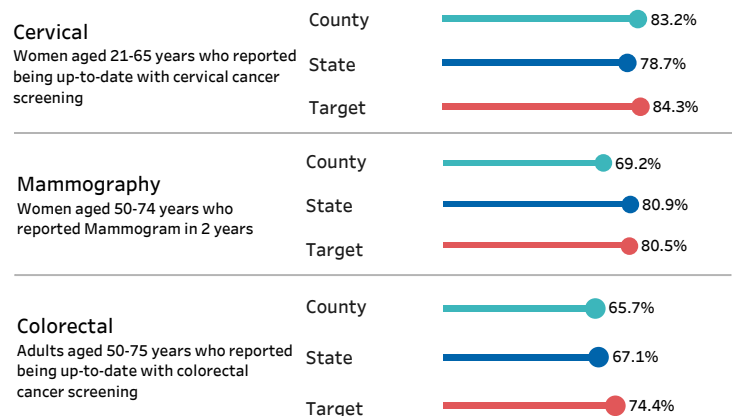
Top 5 Cancer Age-Adjusted Incidence & Mortality per 100k

Cancer Type | Cancer Incidence (5-Yr Avg) | Mortality (5-Yr Avg)

Cancer Metrics by Type of Cancer

Cancer Type	Cancer Incidence 5-Yr Age-Adjusted per 100k	Mortality 5-Yr Age-Adjusted per 100k
Breast	137.7	0.0
Prostate	109.1	0.0
Lung & Bronchus	61.2	33.8
Colon & Rectum	34.1	0.0
Uterus	27.8	0.0
Melanoma of the Skin	25.3	0.0
Leukemia	22.5	0.0
Non-Hodgkin Lymphoma	21.7	0.0
Bladder	21.4	0.0
Kidney & Renal Pelvis	16.8	0.0
Oral Cavity & Pharynx	16.3	0.0
Pancreas	15.9	14.2
Brain & ONS	0.0	0.0
Cervix	0.0	0.0
Esophagus	0.0	0.0
Liver & Bile Duct	0.0	0.0
Ovary	0.0	0.0
Stomach	0.0	0.0
Thyroid	0.0	0.0
Uncategorized	0.0	0.0

Cancer Screening (Age-Adjusted Prevalence) *



Data Sources: Incidence and Mortality from State Cancer Profiles (for FL, AZ, WI, IA, MN data from MN Dept. of Health), Risk Factors & Screening from CDC, SES from County Health Ranking, US Population data from census.gov
 Cancer Incidence is a yearly average based on a 5-yr period from (2015-2019), Mortality is a yearly average based on a 5-yr period from (2016-2020)

*Target information from Healthy People 2030 Preventive Cancer Care Objectives