

Midwest County Profile

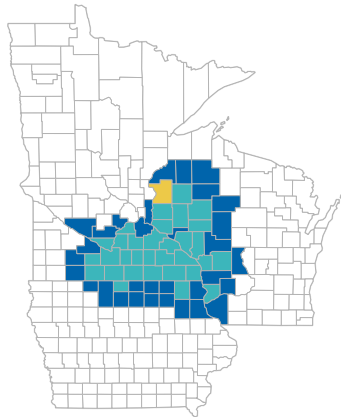
Selected County: Polk County, WI



Population by County

Select a county WI, Catchment County, Polk

Polk County Population Total: 43,783

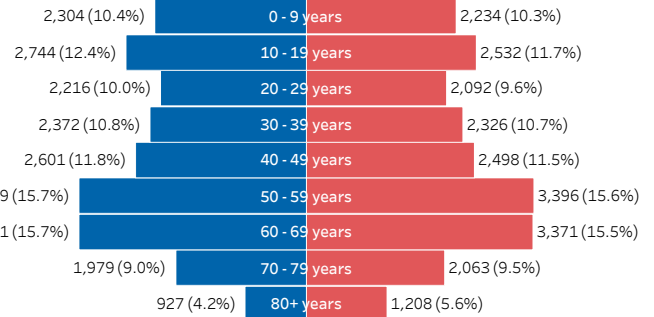


- Catchment County
- Catchment County (MCHS)
- Selected County
- Non Catchment County

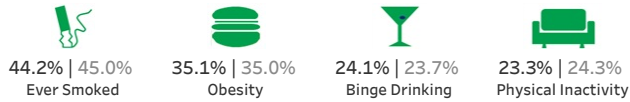
Cancer Incidence & County Population Pyramid

State Cancer Yearly Avg	County Cancer Yearly Avg
34,173	267 (0.8%)

County Level US Census Age & Sex Breakdown



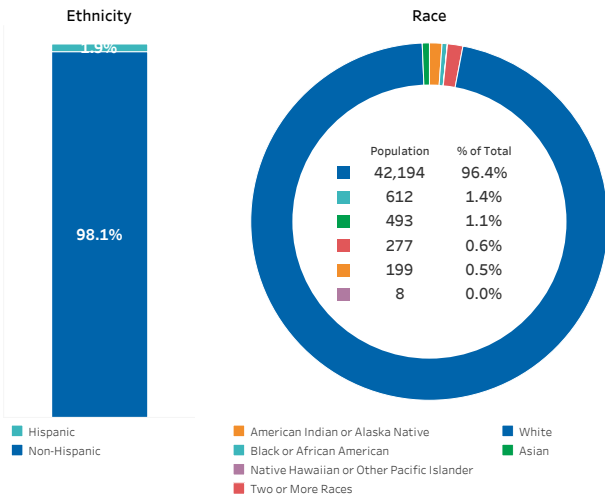
Risk Factors (Polk County | Wisconsin)



Socioeconomic Factors (Polk County | Wisconsin)



US Census Demographics Breakdown



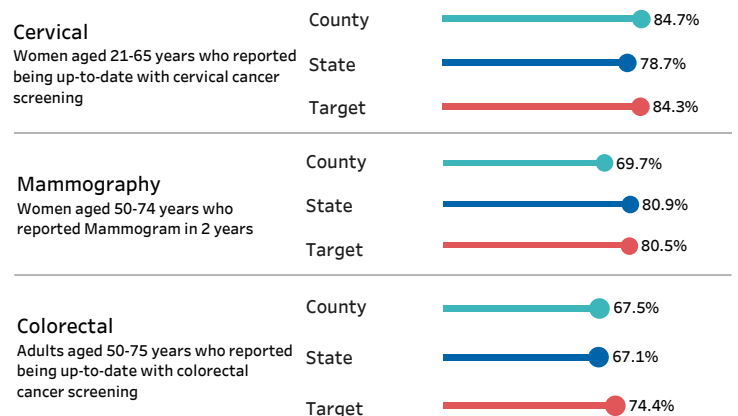
Top 5 Cancer Age-Adjusted Incidence & Mortality per 100k

Cancer Type | Cancer Incidence (5-Yr Avg) | Mortality (5-Yr Avg)

Cancer Metrics by Type of Cancer

Cancer Type	Cancer Incidence 5-Yr Age-Adjusted per 100k	Mortality 5-Yr Age-Adjusted per 100k
Breast	133.6	18.8
Prostate	102.1	23.0
Lung & Bronchus	61.0	38.5
Colon & Rectum	39.8	15.6
Uterus	26.2	5.7
Non-Hodgkin Lymphoma	22.8	6.6
Melanoma of the Skin	22.6	2.2
Bladder	20.6	4.0
Leukemia	18.2	8.6
Kidney & Renal Pelvis	17.0	4.4
Thyroid	16.8	0.9
Pancreas	16.3	12.4
Cervix	10.5	0.8
Liver & Bile Duct	7.8	6.1
Ovary	7.8	7.3
Oral Cavity & Pharynx	7.6	2.5
Brain & ONS	6.5	3.7
Esophagus	6.3	5.5
Stomach	4.5	2.1
Uncategorized	0.0	0.0

Cancer Screening (Age-Adjusted Prevalence) *



Data Sources: Incidence and Mortality from State Cancer Profiles (for FL, AZ, WI, IA, MN data from MN Dept. of Health), Risk Factors & Screening from CDC, SES from County Health Ranking, US Population data from census.gov
 Cancer Incidence is a yearly average based on a 5-yr period from (2015-2019), Mortality is a yearly average based on a 5-yr period from (2016-2020)

*Target information from Healthy People 2030 Preventive Cancer Care Objectives