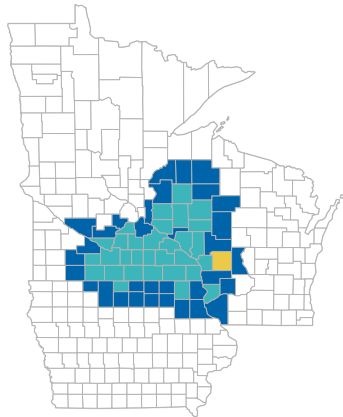


Population by County

Select a county WI, Catchment County, Monroe

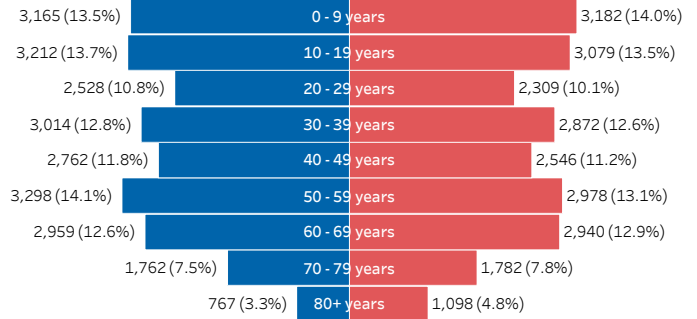
Monroe County Population Total: 46,253



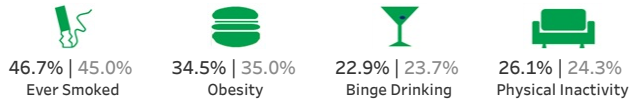
Cancer Incidence & County Population Pyramid

State Cancer Yearly Avg	County Cancer Yearly Avg
34,173	270 (0.8%)

County Level US Census Age & Sex Breakdown



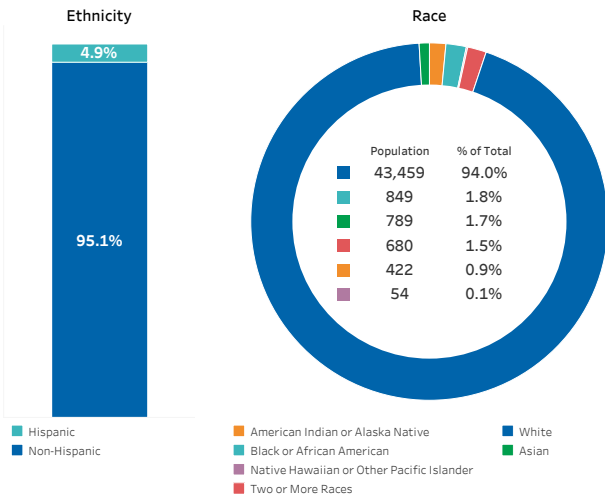
Risk Factors (Monroe County | Wisconsin)



Socioeconomic Factors (Monroe County | Wisconsin)



US Census Demographics Breakdown



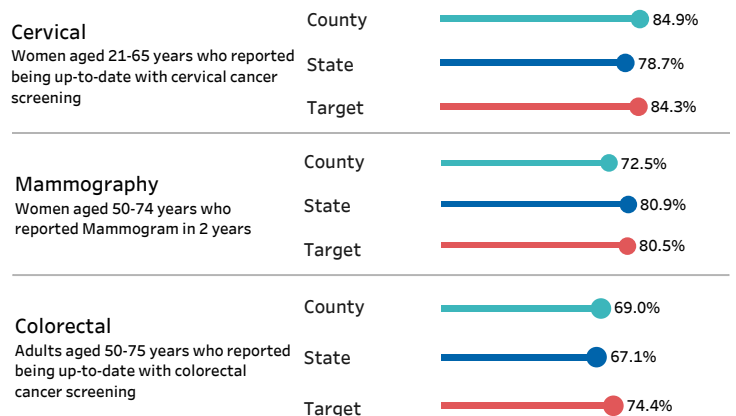
Top 5 Cancer Age-Adjusted Incidence & Mortality per 100k

Cancer Type | Cancer Incidence (5-Yr Avg) | Mortality (5-Yr Avg)

Cancer Metrics by Type of Cancer

Cancer Type	Cancer Incidence 5-Yr Age-Adjusted per 100k	Mortality 5-Yr Age-Adjusted per 100k
Breast	133.8	20.0
Prostate	99.3	18.6
Lung & Bronchus	71.4	41.6
Colon & Rectum	52.3	16.9
Uterus	34.1	0.0
Melanoma of the Skin	24.0	0.0
Bladder	23.3	0.0
Kidney & Renal Pelvis	20.4	0.0
Non-Hodgkin Lymphoma	20.1	0.0
Leukemia	16.5	9.0
Oral Cavity & Pharynx	12.6	0.0
Pancreas	12.2	15.5
Thyroid	10.4	0.0
Brain & ONS	8.1	5.8
Stomach	7.4	0.0
Liver & Bile Duct	7.0	7.8
Cervix	0.0	0.0
Esophagus	0.0	0.0
Ovary	0.0	0.0
Uncategorized	0.0	0.0

Cancer Screening (Age-Adjusted Prevalence) *



Data Sources: Incidence and Mortality from State Cancer Profiles (for FL, AZ, WI, IA, MN data from MN Dept. of Health), Risk Factors & Screening from CDC, SES from County Health Ranking, US Population data from census.gov
 Cancer Incidence is a yearly average based on a 5-yr period from (2015-2019), Mortality is a yearly average based on a 5-yr period from (2016-2020)

*Target information from Healthy People 2030 Preventive Cancer Care Objectives