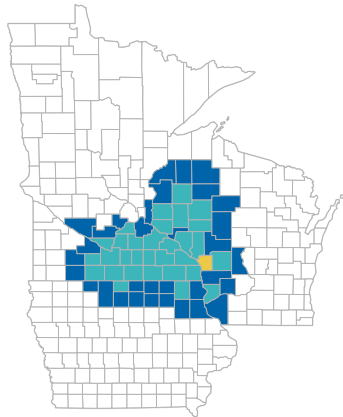


Population by County

Select a county WI, Catchment County, La Crosse

La Crosse County Population Total: 118,016

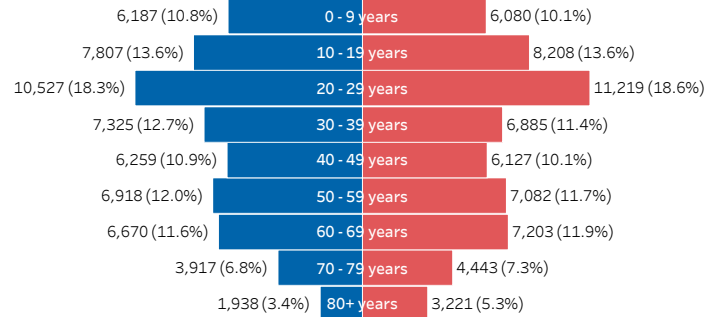


- Catchment County
- Catchment County (MCHS)
- Selected County
- Non Catchment County

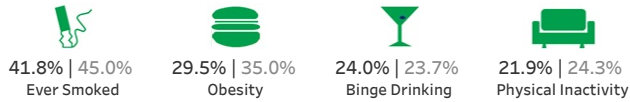
Cancer Incidence & County Population Pyramid

State Cancer Yearly Avg	County Cancer Yearly Avg
34,173	632 (1.8%)

County Level US Census Age & Sex Breakdown



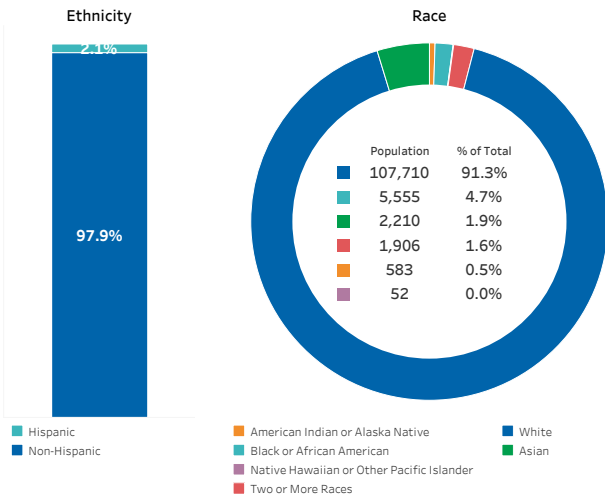
Risk Factors (La Crosse County | Wisconsin)



Socioeconomic Factors (La Crosse County | Wisconsin)



US Census Demographics Breakdown



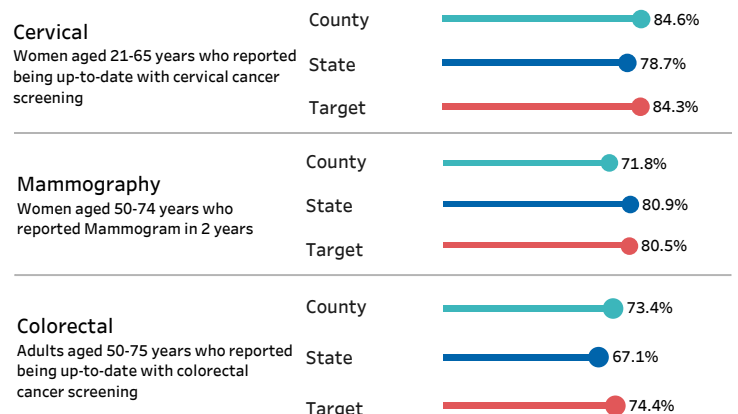
Top 5 Cancer Age-Adjusted Incidence & Mortality per 100k

Cancer Type | Cancer Incidence (5-Yr Avg) | Mortality (5-Yr Avg)

Cancer Metrics by Type of Cancer

Cancer Type	Cancer Incidence 5-Yr Age-Adjusted per 100k	Mortality 5-Yr Age-Adjusted per 100k
Breast	141.5	18.2
Prostate	102.5	19.1
Lung & Bronchus	55.2	34.4
Colon & Rectum	35.8	10.9
Uterus	34.3	5.3
Melanoma of the Skin	30.3	2.9
Bladder	20.2	4.7
Non-Hodgkin Lymphoma	18.2	6.8
Leukemia	17.7	7.5
Kidney & Renal Pelvis	15.3	4.8
Oral Cavity & Pharynx	13.8	3.2
Thyroid	11.2	0.0
Pancreas	11.1	10.5
Liver & Bile Duct	7.8	4.7
Brain & ONS	6.8	3.8
Ovary	5.8	5.2
Stomach	5.7	2.7
Esophagus	4.8	3.7
Cervix	0.0	0.0
Uncategorized	0.0	0.0

Cancer Screening (Age-Adjusted Prevalence) *



Data Sources: Incidence and Mortality from State Cancer Profiles (for FL, AZ, WI, IA, MN data from MN Dept. of Health), Risk Factors & Screening from CDC, SES from County Health Ranking, US Population data from census.gov
Cancer Incidence is a yearly average based on a 5-yr period from (2015-2019), Mortality is a yearly average based on a 5-yr period from (2016-2020)

*Target information from Healthy People 2030 Preventive Cancer Care Objectives