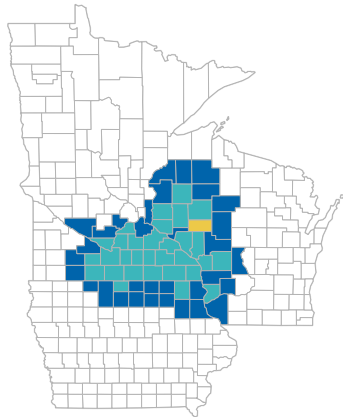


Population by County

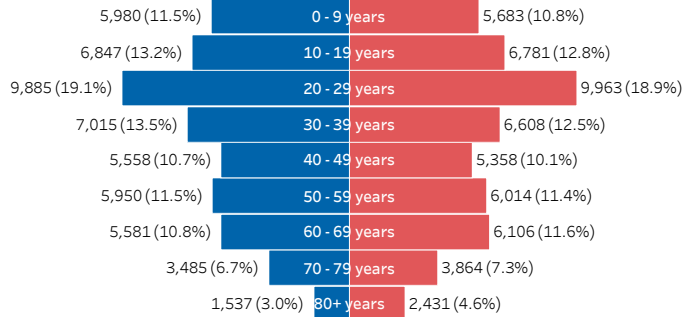
Select a county WI, Catchment County, Eau Claire Eau Claire County Population Total: 104,646



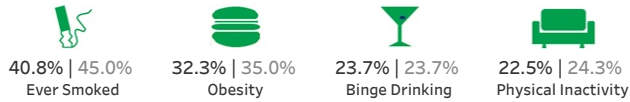
Cancer Incidence & County Population Pyramid

State Cancer Yearly Avg	County Cancer Yearly Avg
34,173	505 (1.5%)

County Level US Census Age & Sex Breakdown



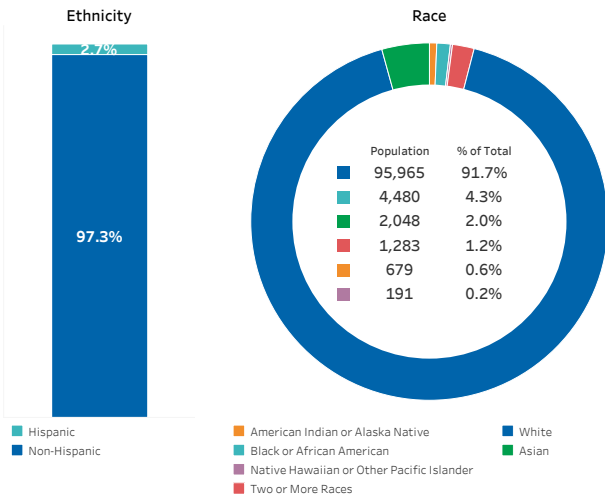
Risk Factors (Eau Claire County | Wisconsin)



Socioeconomic Factors (Eau Claire County | Wisconsin)



US Census Demographics Breakdown



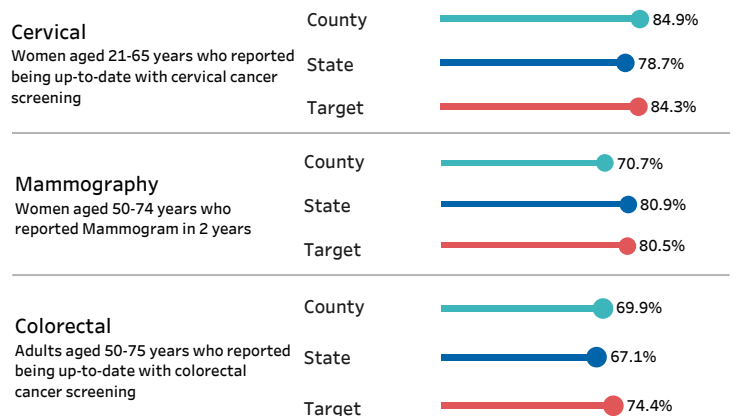
Top 5 Cancer Age-Adjusted Incidence & Mortality per 100k

Cancer Type Cancer Incidence (5-Yr Avg) Mortality (5-Yr Avg)

Cancer Metrics by Type of Cancer

Cancer Type	Cancer Incidence 5-Yr Age-Adjusted per 100k	Mortality 5-Yr Age-Adjusted per 100k
Prostate	113.9	16.3
Breast	109.6	12.5
Lung & Bronchus	54.3	34.4
Melanoma of the Skin	35.3	3.4
Colon & Rectum	32.7	10.7
Uterus	26.9	0.0
Non-Hodgkin Lymphoma	23.4	4.5
Bladder	17.8	0.0
Pancreas	14.3	12.7
Kidney & Renal Pelvis	13.3	3.6
Oral Cavity & Pharynx	12.2	0.0
Thyroid	11.8	0.0
Leukemia	11.6	6.5
Ovary	10.2	5.9
Esophagus	6.5	4.2
Liver & Bile Duct	6.5	5.8
Brain & ONS	6.1	6.1
Stomach	4.4	0.0
Cervix	0.0	0.0
Uncategorized	0.0	0.0

Cancer Screening (Age-Adjusted Prevalence) *



Data Sources: Incidence and Mortality from State Cancer Profiles (for FL, AZ, WI, IA, MN data from MN Dept. of Health), Risk Factors & Screening from CDC, SES from County Health Ranking, US Population data from census.gov
Cancer Incidence is a yearly average based on a 5-yr period from (2015-2019), Mortality is a yearly average based on a 5-yr period from (2016-2020)

*Target information from Healthy People 2030 Preventive Cancer Care Objectives