

Midwest County Profile

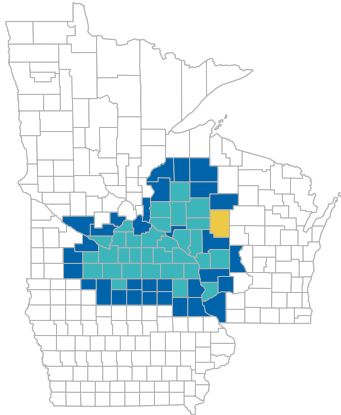
Selected County: Clark County, WI



Population by County

Select a county WI, Catchment County, Clark

Clark County Population Total: 34,774

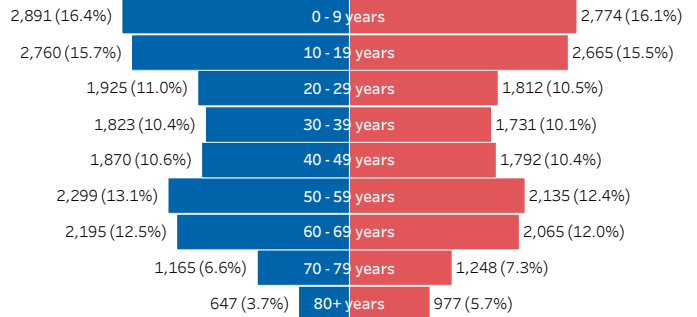


- Catchment County
- Catchment County (MCHS)
- Selected County
- Non Catchment County

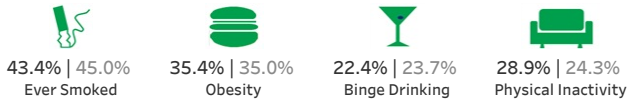
Cancer Incidence & County Population Pyramid

State Cancer Yearly Avg	County Cancer Yearly Avg
34,173	201 (0.6%)

County Level US Census Age & Sex Breakdown



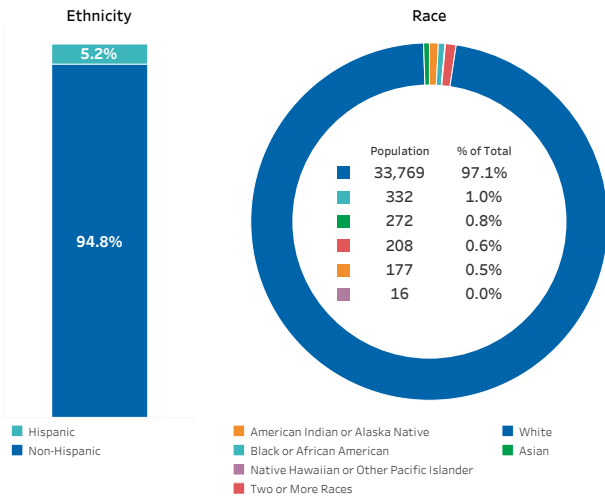
Risk Factors (Clark County | Wisconsin)



Socioeconomic Factors (Clark County | Wisconsin)



US Census Demographics Breakdown



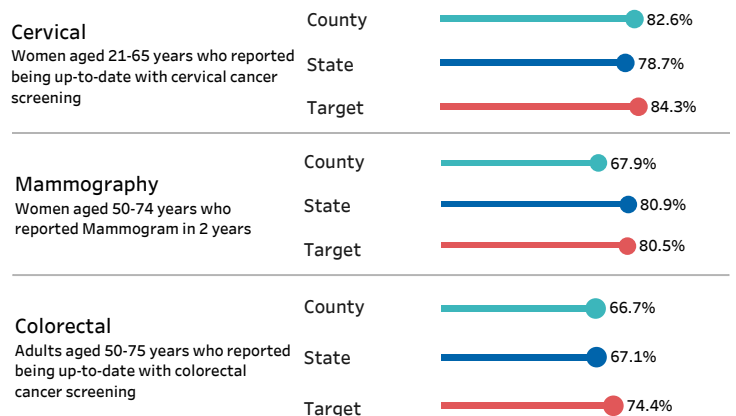
Top 5 Cancer Age-Adjusted Incidence & Mortality per 100k

Cancer Type | Cancer Incidence (5-Yr Avg) | Mortality (5-Yr Avg)

Cancer Metrics by Type of Cancer

Cancer Type	Cancer Incidence 5-Yr Age-Adjusted per 100k	Mortality 5-Yr Age-Adjusted per 100k
Prostate	150.6	25.0
Breast	116.0	13.6
Lung & Bronchus	55.5	37.9
Colon & Rectum	42.7	14.3
Uterus	32.5	0.0
Melanoma of the Skin	24.3	0.0
Non-Hodgkin Lymphoma	20.7	8.0
Leukemia	18.3	0.0
Bladder	18.2	0.0
Kidney & Renal Pelvis	16.9	0.0
Thyroid	16.6	0.0
Pancreas	16.5	14.9
Oral Cavity & Pharynx	16.4	0.0
Stomach	6.8	0.0
Brain & ONS	0.0	0.0
Cervix	0.0	0.0
Esophagus	0.0	0.0
Liver & Bile Duct	0.0	0.0
Ovary	0.0	0.0
Uncategorized	0.0	0.0

Cancer Screening (Age-Adjusted Prevalence) *



Data Sources: Incidence and Mortality from State Cancer Profiles (for FL, AZ, WI, IA, MN data from MN Dept. of Health), Risk Factors & Screening from CDC, SES from County Health Ranking, US Population data from census.gov
 Cancer Incidence is a yearly average based on a 5-yr period from (2015-2019), Mortality is a yearly average based on a 5-yr period from (2016-2020)
 *Target information from Healthy People 2030 Preventive Cancer Care Objectives