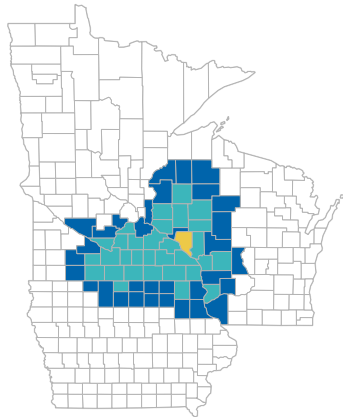


Population by County

Select a county WI, Catchment County, Buffalo

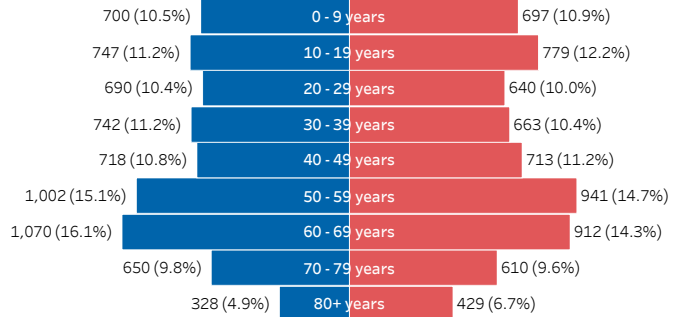
Buffalo County Population Total: 13,031



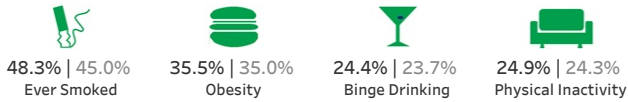
Cancer Incidence & County Population Pyramid

State Cancer Yearly Avg	County Cancer Yearly Avg
34,173	85 (0.2%)

County Level US Census Age & Sex Breakdown



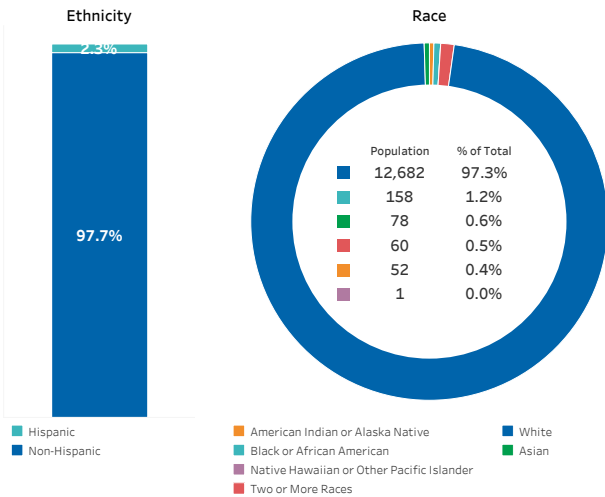
Risk Factors (Buffalo County | Wisconsin)



Socioeconomic Factors (Buffalo County | Wisconsin)



US Census Demographics Breakdown



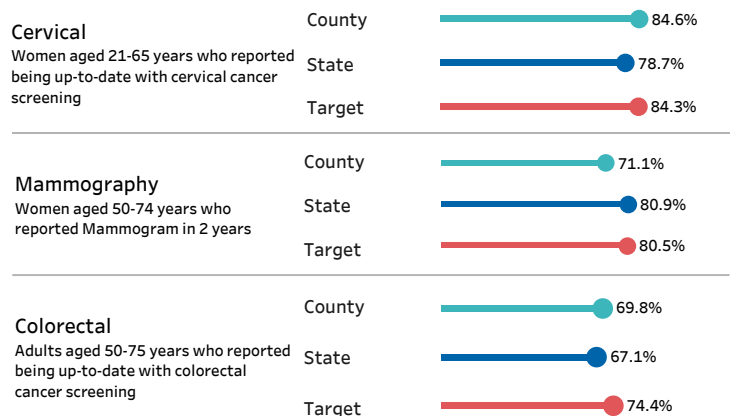
Top 5 Cancer Age-Adjusted Incidence & Mortality per 100k

Cancer Type | Cancer Incidence (5-Yr Avg) | Mortality (5-Yr Avg)

Cancer Metrics by Type of Cancer

Cancer Type	Cancer Incidence 5-Yr Age-Adjusted per 100k	Mortality 5-Yr Age-Adjusted per 100k
Prostate	116.8	0.0
Breast	95.7	0.0
Lung & Bronchus	46.2	31.9
Colon & Rectum	31.1	0.0
Melanoma of the Skin	29.1	0.0
Bladder	24.4	0.0
Brain & ONS	0.0	0.0
Cervix	0.0	0.0
Esophagus	0.0	0.0
Kidney & Renal Pelvis	0.0	0.0
Leukemia	0.0	0.0
Liver & Bile Duct	0.0	0.0
Non-Hodgkin Lymphoma	0.0	0.0
Oral Cavity & Pharynx	0.0	0.0
Ovary	0.0	0.0
Pancreas	0.0	0.0
Stomach	0.0	0.0
Thyroid	0.0	0.0
Uncategorized	0.0	0.0
Uterus	0.0	0.0

Cancer Screening (Age-Adjusted Prevalence) *



Data Sources: Incidence and Mortality from State Cancer Profiles (for FL, AZ, WI, IA, MN data from MN Dept. of Health), Risk Factors & Screening from CDC, SES from County Health Ranking, US Population data from census.gov
Cancer Incidence is a yearly average based on a 5-yr period from (2015-2019), Mortality is a yearly average based on a 5-yr period from (2016-2020)

*Target information from Healthy People 2030 Preventive Cancer Care Objectives