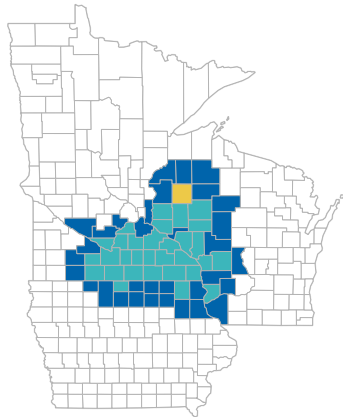


Population by County

Select a county WI, Catchment County, Barron

Barron County Population Total: 45,244

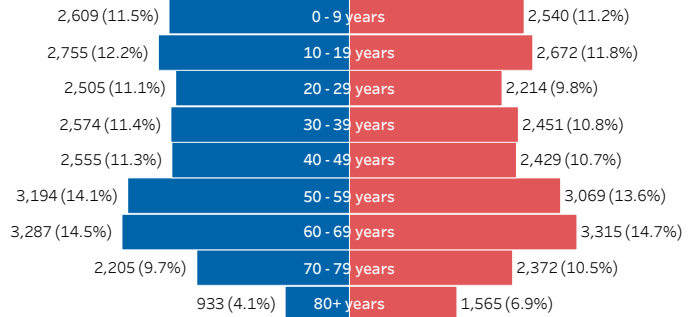


- Catchment County
- Catchment County (MCHS)
- Selected County
- Non Catchment County

Cancer Incidence & County Population Pyramid

State Cancer Yearly Avg	County Cancer Yearly Avg
34,173	318 (0.9%)

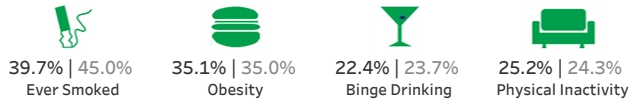
County Level US Census Age & Sex Breakdown



Male

Female

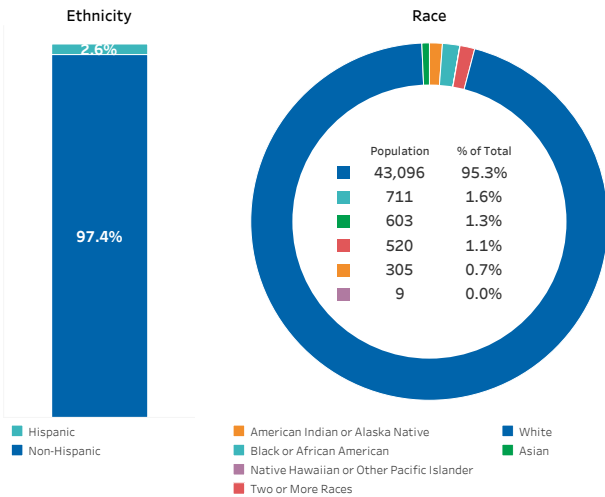
Risk Factors (Barron County | Wisconsin)



Socioeconomic Factors (Barron County | Wisconsin)



US Census Demographics Breakdown



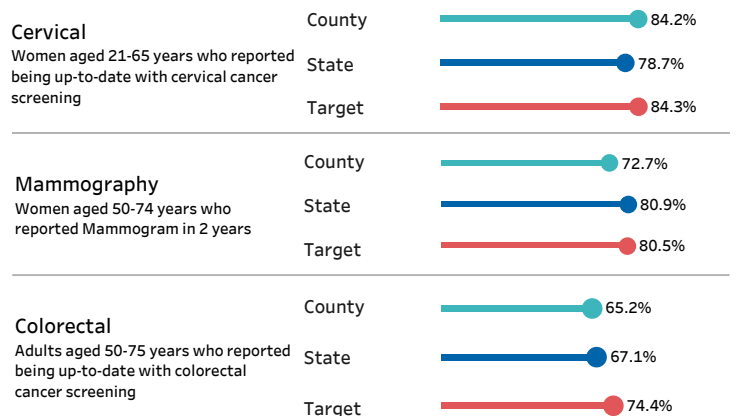
Top 5 Cancer Age-Adjusted Incidence & Mortality per 100k

Cancer Type | Cancer Incidence (5-Yr Avg) | Mortality (5-Yr Avg)

Cancer Metrics by Type of Cancer

Cancer Type	Cancer Incidence 5-Yr Age-Adjusted per 100k	Mortality 5-Yr Age-Adjusted per 100k
Prostate	128.2	20.0
Breast	125.7	19.5
Lung & Bronchus	57.4	40.5
Colon & Rectum	40.9	15.4
Uterus	35.8	0.0
Non-Hodgkin Lymphoma	26.2	7.9
Melanoma of the Skin	24.7	0.0
Bladder	21.3	4.4
Leukemia	19.7	5.9
Kidney & Renal Pelvis	17.5	0.0
Pancreas	13.1	9.9
Thyroid	11.7	0.0
Oral Cavity & Pharynx	8.4	0.0
Esophagus	8.1	5.7
Liver & Bile Duct	7.7	5.4
Brain & ONS	7.4	0.0
Stomach	7.0	0.0
Cervix	0.0	0.0
Ovary	0.0	0.0
Uncategorized	0.0	0.0

Cancer Screening (Age-Adjusted Prevalence) *



Data Sources: Incidence and Mortality from State Cancer Profiles (for FL, AZ, WI, IA, MN data from MN Dept. of Health), Risk Factors & Screening from CDC, SES from County Health Ranking, US Population data from census.gov
 Cancer Incidence is a yearly average based on a 5-yr period from (2015-2019), Mortality is a yearly average based on a 5-yr period from (2016-2020)

*Target information from Healthy People 2030 Preventive Cancer Care Objectives