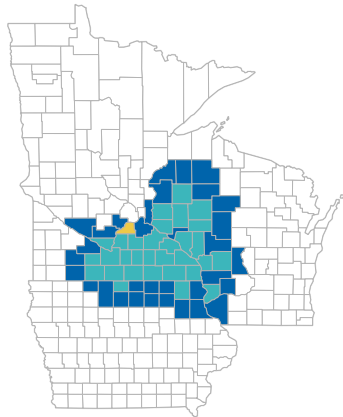




Population by County

Select a county MN, Catchment County, Scott

Scott County Population Total: 149,013

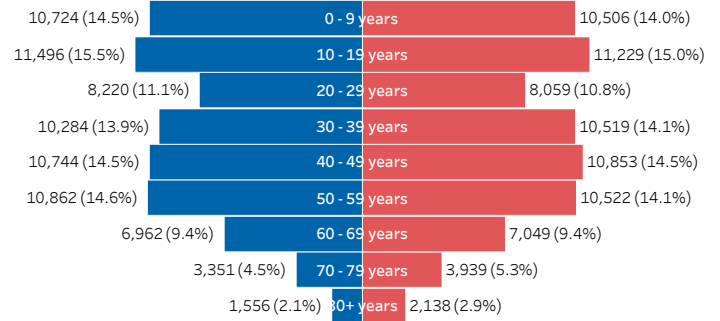


- Catchment County
- Catchment County (MCHS)
- Selected County
- Non Catchment County

Cancer Incidence & County Population Pyramid

State Cancer Yearly Avg	County Cancer Yearly Avg
30,740	645 (2.1%)

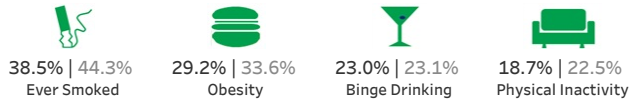
County Level US Census Age & Sex Breakdown



Male

Female

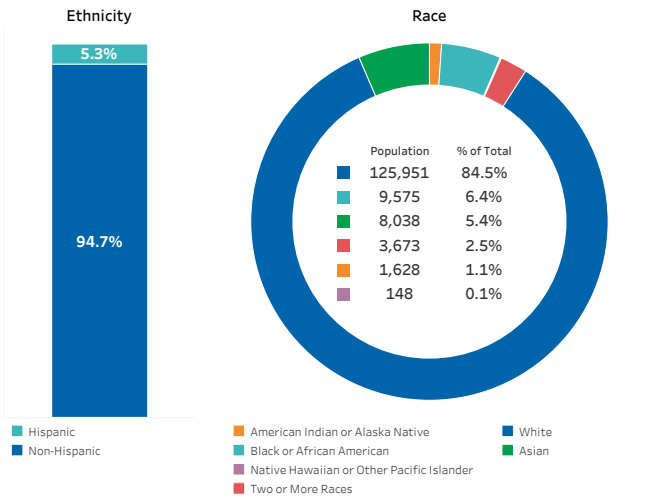
Risk Factors (Scott County | Minnesota)



Socioeconomic Factors (Scott County | Minnesota)



US Census Demographics Breakdown



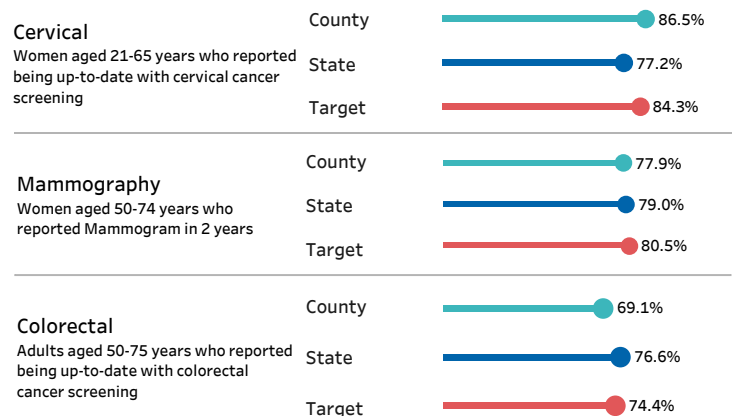
Top 5 Cancer Age-Adjusted Incidence & Mortality per 100k

Cancer Type | Cancer Incidence (5-Yr Avg) | Mortality (5-Yr Avg)

Cancer Metrics by Type of Cancer

Cancer Type	Cancer Incidence 5-Yr Age-Adjusted per 100k	Mortality 5-Yr Age-Adjusted per 100k
Breast	139.4	18.4
Prostate	117.6	18.8
Lung & Bronchus	60.4	38.2
Colon & Rectum	37.8	11.6
Melanoma of the Skin	32.4	3.0
Uterus	31.8	4.4
Non-Hodgkin Lymphoma	20.6	5.5
Kidney & Renal Pelvis	18.3	2.7
Bladder	18.0	3.6
Leukemia	16.5	7.0
Pancreas	14.8	11.3
Thyroid	13.1	0.3
Ovary	11.5	6.5
Cervix	9.2	0.5
Oral Cavity & Pharynx	8.7	2.6
Liver & Bile Duct	8.5	6.1
Brain & ONS	6.8	4.2
Stomach	5.2	1.8
Esophagus	5.3	3.8
Uncategorized	0.0	0.0

Cancer Screening (Age-Adjusted Prevalence) *



Data Sources: Incidence and Mortality from State Cancer Profiles (for FL, AZ, WI, IA, MN data from MN Dept. of Health), Risk Factors & Screening from CDC, SES from County Health Ranking, US Population data from census.gov
Cancer Incidence is a yearly average based on a 5-yr period from (2015-2019), Mortality is a yearly average based on a 5-yr period from (2016-2020)

*Target information from Healthy People 2030 Preventive Cancer Care Objectives