

Midwest County Profile

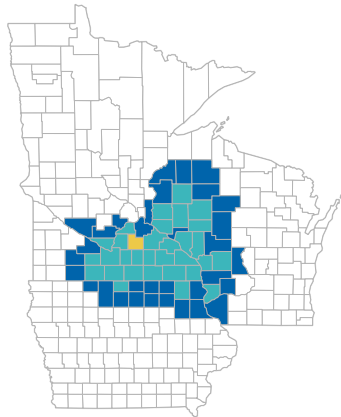
Selected County: Rice County, MN



Population by County

Select a county MN, Catchment County, Rice

Rice County Population Total: 66,972

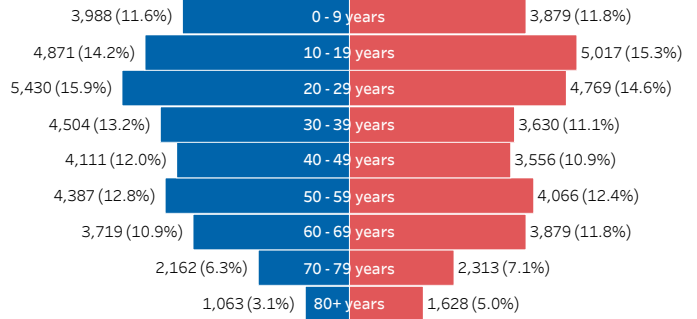


- Catchment County
- Catchment County (MCHS)
- Selected County
- Non Catchment County

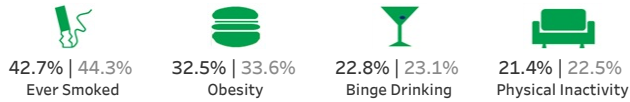
Cancer Incidence & County Population Pyramid

State Cancer Yearly Avg	County Cancer Yearly Avg
30,740	339 (1.1%)

County Level US Census Age & Sex Breakdown



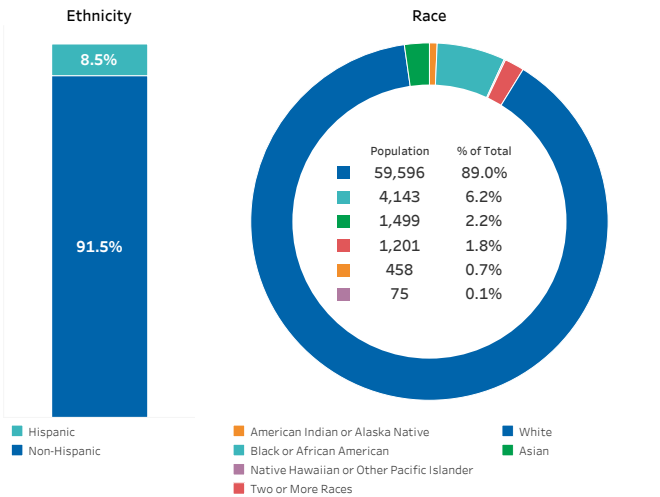
Risk Factors (Rice County | Minnesota)



Socioeconomic Factors (Rice County | Minnesota)



US Census Demographics Breakdown



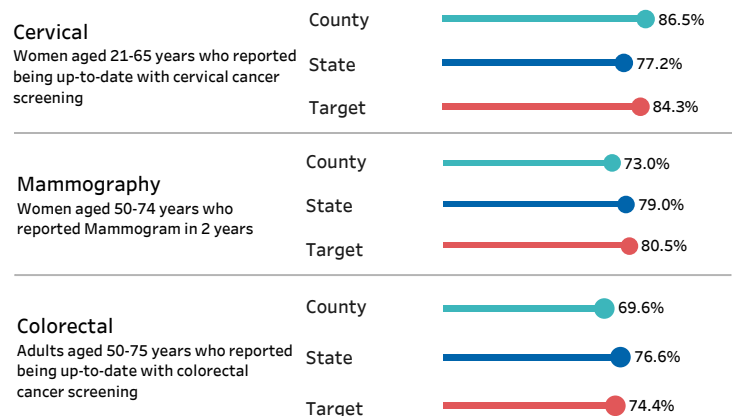
Top 5 Cancer Age-Adjusted Incidence & Mortality per 100k

Cancer Type | Cancer Incidence (5-Yr Avg) | Mortality (5-Yr Avg)

Cancer Metrics by Type of Cancer

Cancer Type	Cancer Incidence 5-Yr Age-Adjusted per 100k	Mortality 5-Yr Age-Adjusted per 100k
Breast	131.0	26.8
Prostate	100.6	20.0
Lung & Bronchus	56.4	32.7
Melanoma of the Skin	37.8	1.2
Colon & Rectum	37.3	11.6
Uterus	35.3	4.5
Bladder	19.1	3.8
Kidney & Renal Pelvis	18.1	5.3
Non-Hodgkin Lymphoma	17.0	4.1
Leukemia	14.9	5.3
Pancreas	10.7	11.2
Thyroid	10.4	0.3
Ovary	7.8	4.9
Brain & ONS	6.0	4.6
Liver & Bile Duct	5.7	4.9
Cervix	5.5	2.7
Stomach	5.5	2.8
Esophagus	5.0	4.6
Oral Cavity & Pharynx	1.0	1.9
Uncategorized	0.0	0.0

Cancer Screening (Age-Adjusted Prevalence) *



Data Sources: Incidence and Mortality from State Cancer Profiles (for FL, AZ, WI, IA, MN data from MN Dept. of Health), Risk Factors & Screening from CDC, SES from County Health Ranking, US Population data from census.gov
 Cancer Incidence is a yearly average based on a 5-yr period from (2015-2019), Mortality is a yearly average based on a 5-yr period from (2016-2020)

*Target information from Healthy People 2030 Preventive Cancer Care Objectives