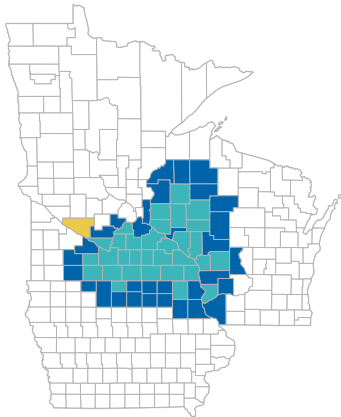


Population by County

Select a county MN, Catchment County, Renville

Renville County Population Total: 14,548

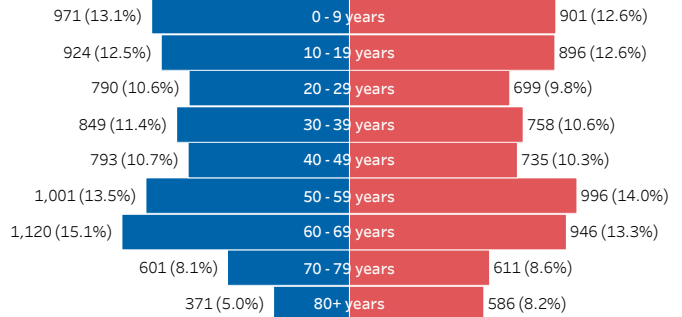


- Catchment County
- Catchment County (MCHS)
- Selected County
- Non Catchment County

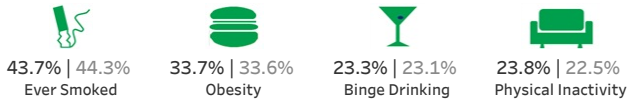
Cancer Incidence & County Population Pyramid

State Cancer Yearly Avg	County Cancer Yearly Avg
30,740	106 (0.3%)

County Level US Census Age & Sex Breakdown



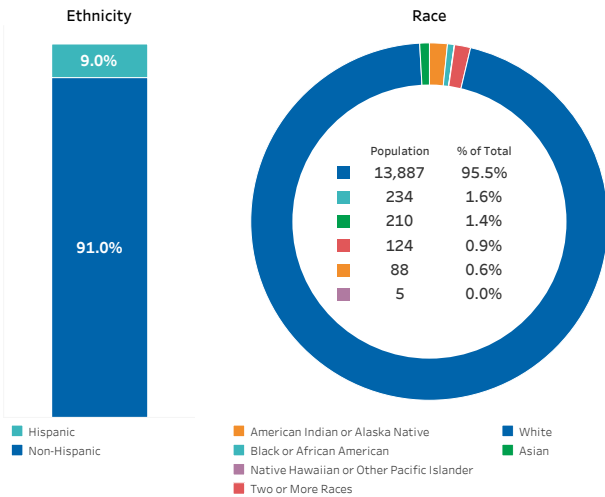
Risk Factors (Renville County | Minnesota)



Socioeconomic Factors (Renville County | Minnesota)



US Census Demographics Breakdown



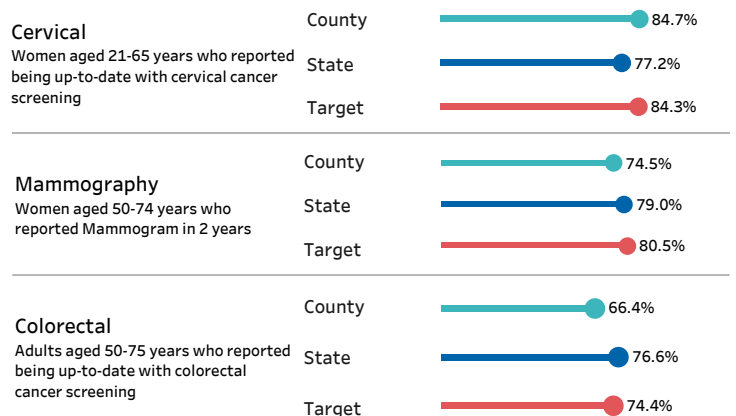
Top 5 Cancer Age-Adjusted Incidence & Mortality per 100k

Cancer Type | Cancer Incidence (5-Yr Avg) | Mortality (5-Yr Avg)

Cancer Metrics by Type of Cancer

Cancer Type	Cancer Incidence 5-Yr Age-Adjusted per 100k	Mortality 5-Yr Age-Adjusted per 100k
Breast	146.0	24.0
Prostate	131.9	19.6
Lung & Bronchus	58.1	32.0
Colon & Rectum	49.5	12.5
Uterus	37.4	2.3
Melanoma of the Skin	31.3	2.9
Kidney & Renal Pelvis	28.0	2.5
Non-Hodgkin Lymphoma	24.7	3.1
Bladder	22.3	0.8
Leukemia	21.7	9.1
Thyroid	19.0	0.0
Pancreas	14.5	9.7
Stomach	10.0	0.8
Liver & Bile Duct	8.3	4.9
Cervix	7.8	2.5
Brain & ONS	6.4	4.4
Esophagus	4.3	8.0
Ovary	3.5	5.6
Oral Cavity & Pharynx	0.0	2.6
Uncategorized	0.0	0.0

Cancer Screening (Age-Adjusted Prevalence) *



Data Sources: Incidence and Mortality from State Cancer Profiles (for FL, AZ, WI, IA, MN data from MN Dept. of Health), Risk Factors & Screening from CDC, SES from County Health Ranking, US Population data from census.gov
Cancer Incidence is a yearly average based on a 5-yr period from (2015-2019), Mortality is a yearly average based on a 5-yr period from (2016-2020)
*Target information from Healthy People 2030 Preventive Cancer Care Objectives