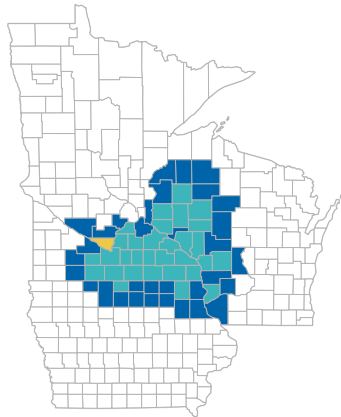




Population by County

Select a county MN, Catchment County, Nicollet

Nicollet County Population Total: 34,274

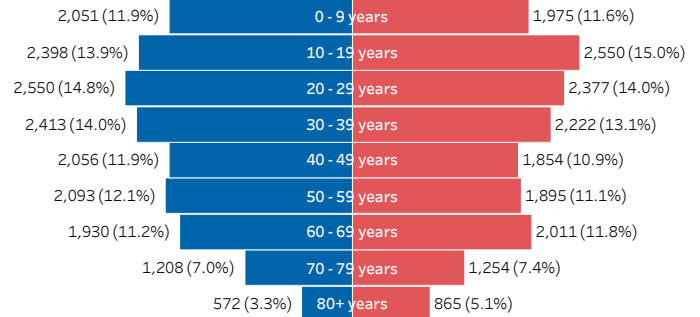


- Catchment County
- Catchment County (MCHS)
- Selected County
- Non Catchment County

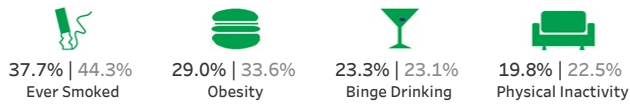
Cancer Incidence & County Population Pyramid

State Cancer Yearly Avg	County Cancer Yearly Avg
30,740	181 (0.6%)

County Level US Census Age & Sex Breakdown



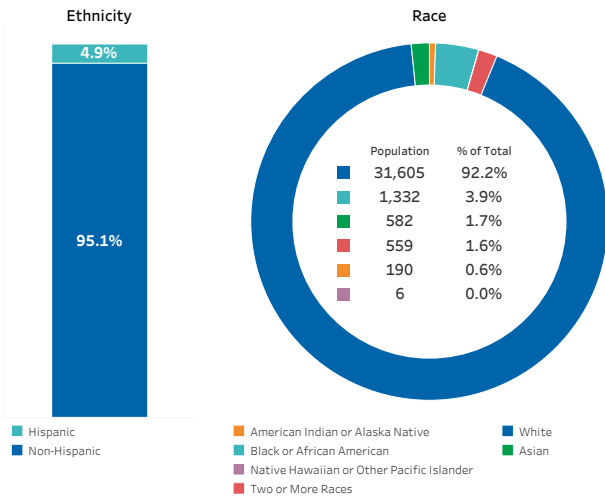
Risk Factors (Nicollet County | Minnesota)



Socioeconomic Factors (Nicollet County | Minnesota)



US Census Demographics Breakdown



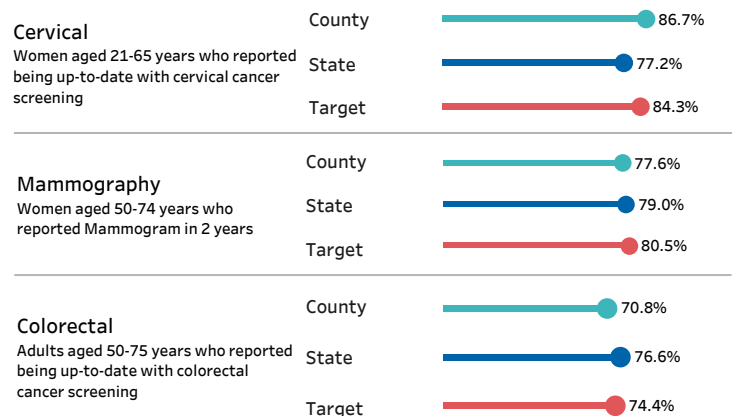
Top 5 Cancer Age-Adjusted Incidence & Mortality per 100k

Cancer Type | Cancer Incidence (5-Yr Avg) | Mortality (5-Yr Avg)

Cancer Metrics by Type of Cancer

Cancer Type	Cancer Incidence 5-Yr Age-Adjusted per 100k	Mortality 5-Yr Age-Adjusted per 100k
Breast	147.2	15.3
Prostate	78.0	16.9
Melanoma of the Skin	52.9	2.0
Lung & Bronchus	51.9	36.3
Uterus	39.9	3.9
Colon & Rectum	36.4	9.3
Kidney & Renal Pelvis	28.6	5.8
Bladder	22.0	4.0
Non-Hodgkin Lymphoma	18.3	4.9
Leukemia	16.5	7.5
Thyroid	11.6	1.0
Pancreas	11.5	9.0
Ovary	9.2	5.1
Brain & ONS	5.9	5.1
Liver & Bile Duct	5.2	3.6
Esophagus	5.2	4.8
Cervix	3.2	0.0
Stomach	2.9	1.4
Oral Cavity & Pharynx	0.0	1.9
Uncategorized	0.0	0.0

Cancer Screening (Age-Adjusted Prevalence) *



Data Sources: Incidence and Mortality from State Cancer Profiles (for FL, AZ, WI, IA, MN data from MN Dept. of Health), Risk Factors & Screening from CDC, SES from County Health Ranking, US Population data from census.gov
Cancer Incidence is a yearly average based on a 5-yr period from (2015-2019), Mortality is a yearly average based on a 5-yr period from (2016-2020)

*Target information from Healthy People 2030 Preventive Cancer Care Objectives