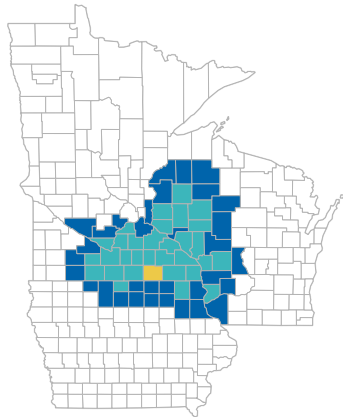


Population by County

Select a county MN, Catchment County, Mower

Mower County Population Total: 40,062

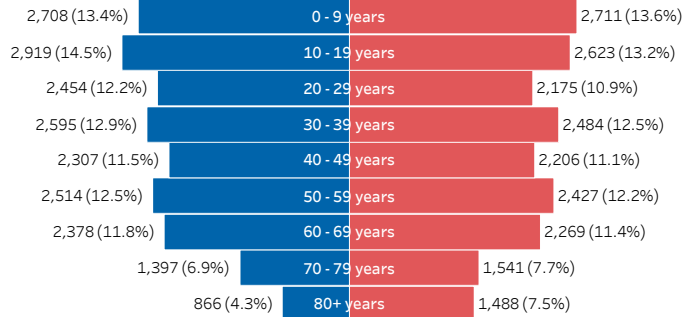


- Catchment County
- Catchment County (MCHS)
- Selected County
- Non Catchment County

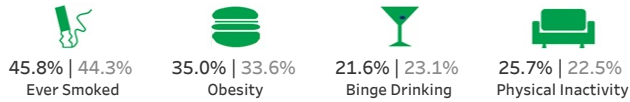
Cancer Incidence & County Population Pyramid

State Cancer Yearly Avg	County Cancer Yearly Avg
30,740	211 (0.7%)

County Level US Census Age & Sex Breakdown



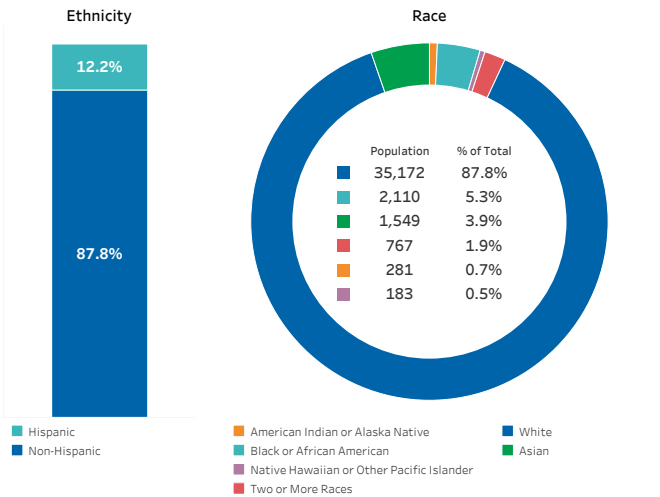
Risk Factors (Mower County | Minnesota)



Socioeconomic Factors (Mower County | Minnesota)



US Census Demographics Breakdown



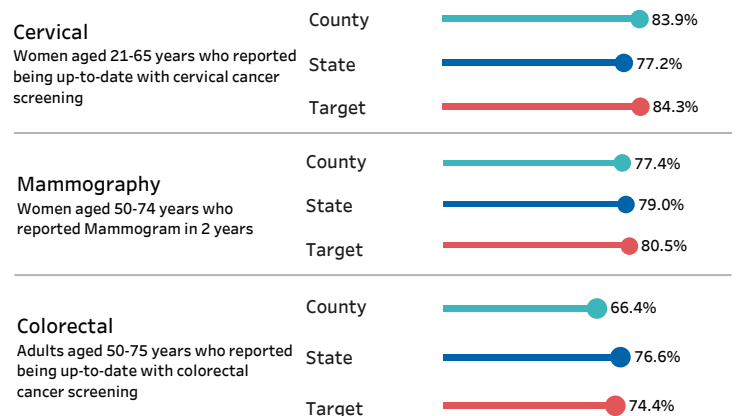
Top 5 Cancer Age-Adjusted Incidence & Mortality per 100k

Cancer Type | Cancer Incidence (5-Yr Avg) | Mortality (5-Yr Avg)

Cancer Metrics by Type of Cancer

Cancer Type	Cancer Incidence 5-Yr Age-Adjusted per 100k	Mortality 5-Yr Age-Adjusted per 100k
Breast	120.3	14.9
Prostate	88.3	27.2
Lung & Bronchus	58.7	39.2
Uterus	35.7	3.9
Melanoma of the Skin	29.0	2.4
Colon & Rectum	25.6	11.3
Kidney & Renal Pelvis	20.2	4.1
Non-Hodgkin Lymphoma	19.2	4.8
Bladder	16.9	3.5
Thyroid	12.3	0.8
Pancreas	10.2	8.2
Leukemia	10.2	9.1
Ovary	9.4	8.2
Liver & Bile Duct	8.0	8.1
Brain & ONS	4.9	3.4
Cervix	4.6	3.9
Stomach	3.4	4.3
Esophagus	2.9	2.2
Oral Cavity & Pharynx	1.3	2.7
Uncategorized	0.0	0.0

Cancer Screening (Age-Adjusted Prevalence) \*



Data Sources: Incidence and Mortality from State Cancer Profiles (for FL, AZ, WI, IA, MN data from MN Dept. of Health), Risk Factors & Screening from CDC, SES from County Health Ranking, US Population data from census.gov  
Cancer Incidence is a yearly average based on a 5-yr period from (2015-2019), Mortality is a yearly average based on a 5-yr period from (2016-2020)

\*Target information from Healthy People 2030 Preventive Cancer Care Objectives