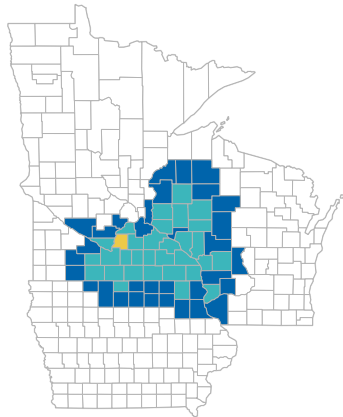




Population by County

Select a county MN, Catchment County, Le Sueur Le Sueur County Population Total: 28,887

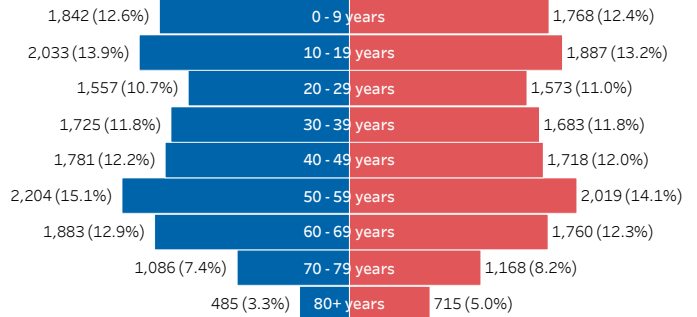


- Catchment County
- Catchment County (MCHS)
- Selected County
- Non Catchment County


Cancer Incidence & County Population Pyramid

State Cancer Yearly Avg	County Cancer Yearly Avg
30,740	176 (0.6%)

County Level US Census Age & Sex Breakdown



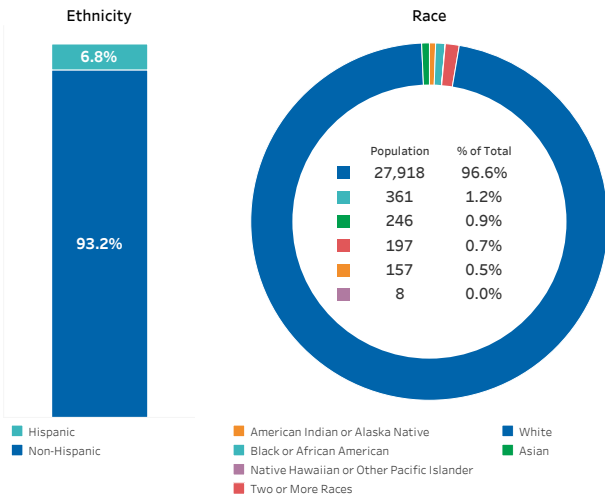
Risk Factors (Le Sueur County | Minnesota)



Socioeconomic Factors (Le Sueur County | Minnesota)



US Census Demographics Breakdown



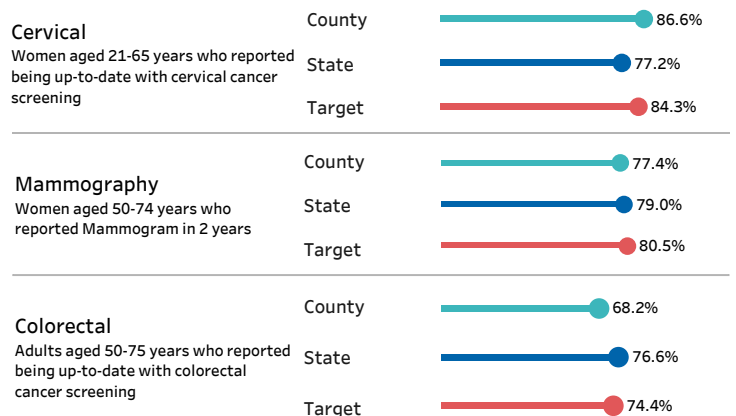
Top 5 Cancer Age-Adjusted Incidence & Mortality per 100k

Cancer Type Cancer Incidence (5-Yr Avg) Mortality (5-Yr Avg)

Cancer Metrics by Type of Cancer

Cancer Type	Cancer Incidence 5-Yr Age-Adjusted per 100k	Mortality 5-Yr Age-Adjusted per 100k
Breast	154.7	12.8
Prostate	88.1	30.8
Lung & Bronchus	64.3	37.7
Melanoma of the Skin	41.1	3.7
Colon & Rectum	39.4	15.7
Uterus	35.5	3.5
Bladder	27.7	5.4
Kidney & Renal Pelvis	18.3	7.2
Pancreas	16.9	12.4
Leukemia	15.5	6.2
Non-Hodgkin Lymphoma	14.6	5.0
Liver & Bile Duct	10.9	7.4
Ovary	10.8	5.3
Thyroid	9.4	0.0
Cervix	8.2	0.0
Brain & ONS	6.6	3.2
Esophagus	5.2	6.1
Stomach	4.5	1.0
Oral Cavity & Pharynx	1.7	2.1
Uncategorized	0.0	0.0

Cancer Screening (Age-Adjusted Prevalence) *



Data Sources: Incidence and Mortality from State Cancer Profiles (for FL, AZ, WI, IA, MN data from MN Dept. of Health), Risk Factors & Screening from CDC, SES from County Health Ranking, US Population data from census.gov
Cancer Incidence is a yearly average based on a 5-yr period from (2015-2019), Mortality is a yearly average based on a 5-yr period from (2016-2020)

*Target information from Healthy People 2030 Preventive Cancer Care Objectives