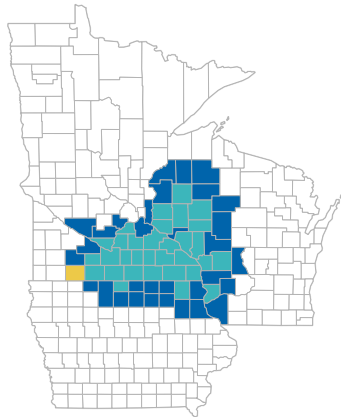




Population by County

Select a county MN, Catchment County, Jackson

Jackson County Population Total: 9,846

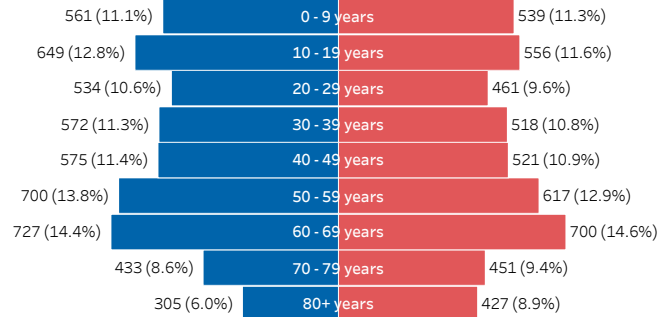


- Catchment County
- Catchment County (MCHS)
- Selected County
- Non Catchment County

Cancer Incidence & County Population Pyramid

State Cancer Yearly Avg	County Cancer Yearly Avg
30,740	69 (0.2%)

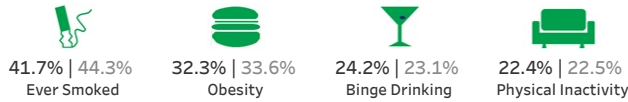
County Level US Census Age & Sex Breakdown



Male

Female

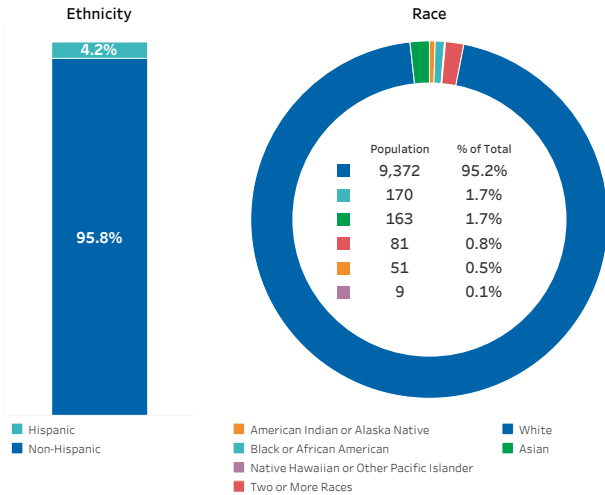
Risk Factors (Jackson County | Minnesota)



Socioeconomic Factors (Jackson County | Minnesota)



US Census Demographics Breakdown



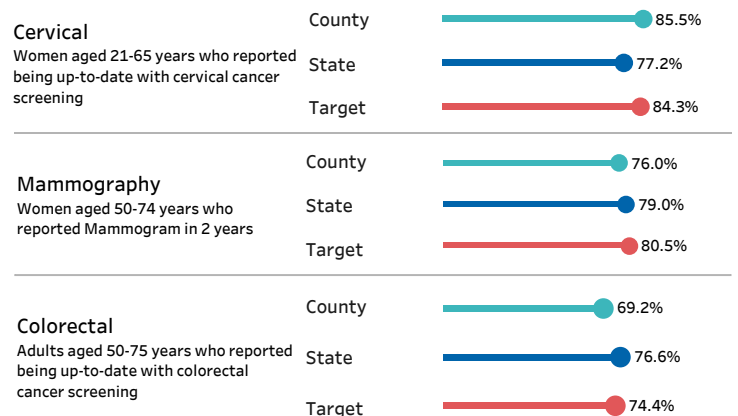
Top 5 Cancer Age-Adjusted Incidence & Mortality per 100k

Cancer Type | Cancer Incidence (5-Yr Avg) | Mortality (5-Yr Avg)

Cancer Metrics by Type of Cancer

Cancer Type	Cancer Incidence 5-Yr Age-Adjusted per 100k	Mortality 5-Yr Age-Adjusted per 100k
Breast	127.3	24.9
Prostate	115.7	31.0
Lung & Bronchus	60.2	37.0
Colon & Rectum	49.9	16.4
Melanoma of the Skin	36.5	4.6
Uterus	25.9	6.3
Bladder	20.3	5.5
Kidney & Renal Pelvis	20.2	2.2
Leukemia	17.8	6.1
Non-Hodgkin Lymphoma	16.8	5.1
Pancreas	13.4	11.0
Thyroid	12.5	0.0
Oral Cavity & Pharynx	10.3	2.2
Ovary	8.4	22.7
Liver & Bile Duct	6.8	6.6
Brain & ONS	3.9	3.8
Stomach	3.3	1.2
Esophagus	1.8	2.9
Cervix	0.0	0.0
Uncategorized	0.0	0.0

Cancer Screening (Age-Adjusted Prevalence) *



Data Sources: Incidence and Mortality from State Cancer Profiles (for FL, AZ, WI, IA, MN data from MN Dept. of Health), Risk Factors & Screening from CDC, SES from County Health Ranking, US Population data from census.gov
Cancer Incidence is a yearly average based on a 5-yr period from (2015-2019), Mortality is a yearly average based on a 5-yr period from (2016-2020)

*Target information from Healthy People 2030 Preventive Cancer Care Objectives