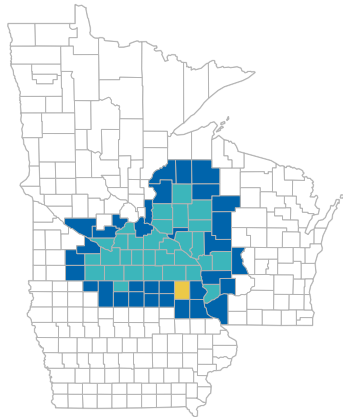


Population by County

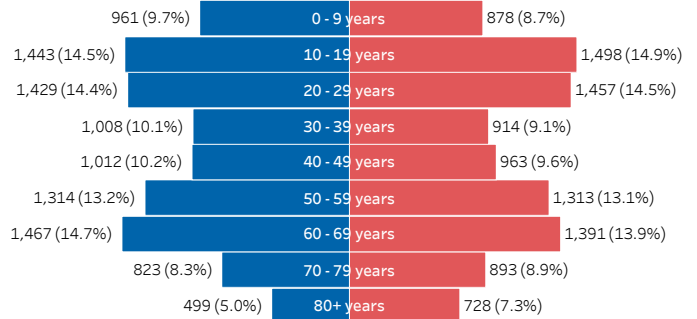
Select a county IA, Catchment County, Winneshiek Winneshiek County Population Total: 19,991



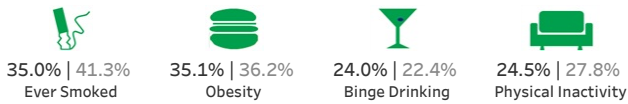
Cancer Incidence & County Population Pyramid

State Cancer Yearly Avg	County Cancer Yearly Avg
19,110	122 (0.6%)

County Level US Census Age & Sex Breakdown



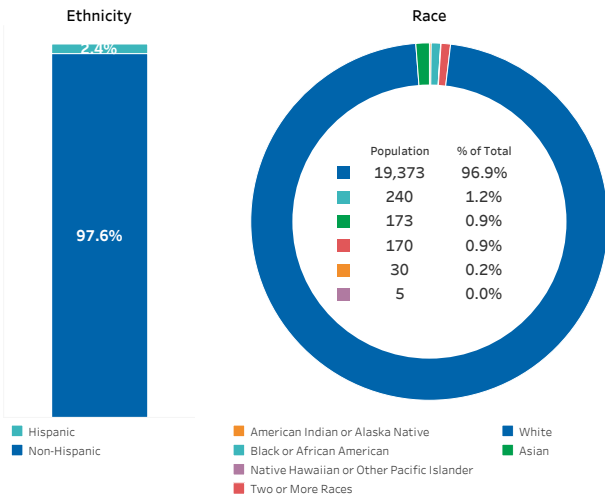
Risk Factors (Winneshiek County | Iowa)



Socioeconomic Factors (Winneshiek County | Iowa)



US Census Demographics Breakdown



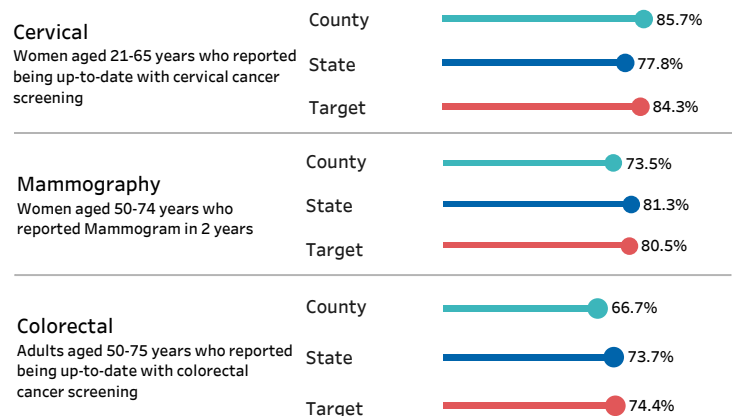
Top 5 Cancer Age-Adjusted Incidence & Mortality per 100k

Cancer Type Cancer Incidence (5-Yr Avg) Mortality (5-Yr Avg)

Cancer Metrics by Type of Cancer

Cancer Type	Cancer Incidence 5-Yr Age-Adjusted per 100k	Mortality 5-Yr Age-Adjusted per 100k
Breast	141.0	0.0
Prostate	122.4	0.0
Melanoma of the Skin	49.2	0.0
Lung & Bronchus	38.2	20.9
Colon & Rectum	37.7	11.1
Thyroid	22.2	0.0
Uterus	21.1	0.0
Kidney & Renal Pelvis	17.6	0.0
Non-Hodgkin Lymphoma	14.7	0.0
Oral Cavity & Pharynx	13.4	0.0
Leukemia	11.3	0.0
Bladder	10.9	0.0
Brain & ONS	0.0	0.0
Cervix	0.0	0.0
Esophagus	0.0	0.0
Liver & Bile Duct	0.0	0.0
Ovary	0.0	0.0
Pancreas	0.0	0.0
Stomach	0.0	0.0
Uncategorized	0.0	0.0

Cancer Screening (Age-Adjusted Prevalence) *



Data Sources: Incidence and Mortality from State Cancer Profiles (for FL, AZ, WI, IA, MN data from MN Dept. of Health), Risk Factors & Screening from CDC, SES from County Health Ranking, US Population data from census.gov
Cancer Incidence is a yearly average based on a 5-yr period from (2015-2019), Mortality is a yearly average based on a 5-yr period from (2016-2020)

*Target information from Healthy People 2030 Preventive Cancer Care Objectives