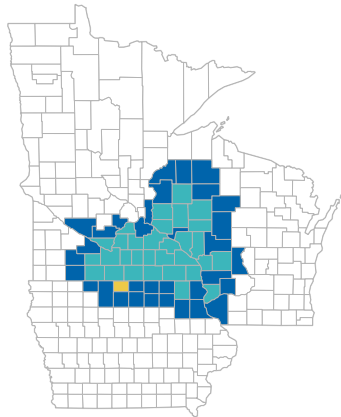




Population by County

Select a county IA, Catchment County, Winnebago

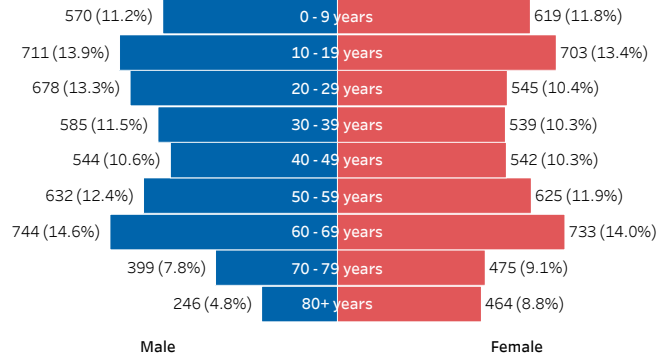
Winnebago County Population Total: 10,354



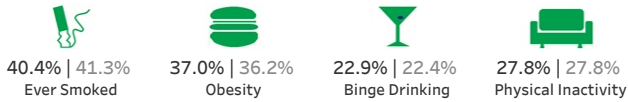
Cancer Incidence & County Population Pyramid

State Cancer Yearly Avg	County Cancer Yearly Avg
19,110	68 (0.4%)

County Level US Census Age & Sex Breakdown



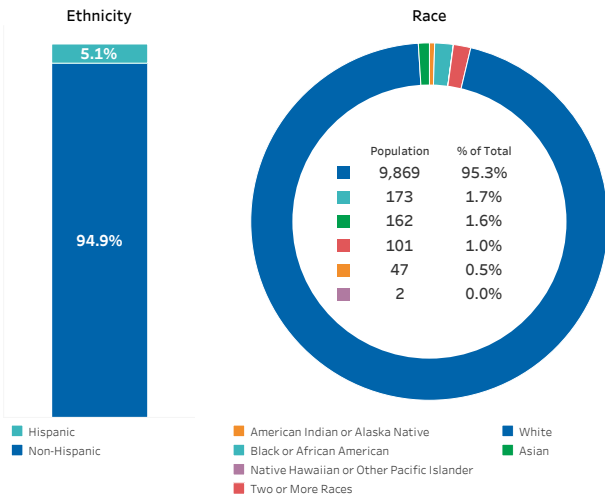
Risk Factors (Winnebago County | Iowa)



Socioeconomic Factors (Winnebago County | Iowa)



US Census Demographics Breakdown



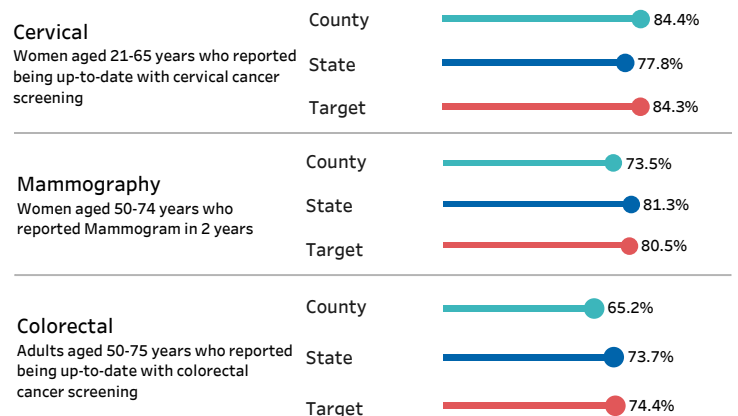
Top 5 Cancer Age-Adjusted Incidence & Mortality per 100k

Cancer Type | Cancer Incidence (5-Yr Avg) | Mortality (5-Yr Avg)

Cancer Metrics by Type of Cancer

Cancer Type	Cancer Incidence 5-Yr Age-Adjusted per 100k	Mortality 5-Yr Age-Adjusted per 100k
Breast	124.6	18.2
Prostate	107.9	18.8
Lung & Bronchus	57.5	29.4
Uterus	32.2	5.2
Colon & Rectum	31.0	10.4
Melanoma of the Skin	27.9	3.5
Non-Hodgkin Lymphoma	22.7	4.8
Bladder	21.7	3.5
Kidney & Renal Pelvis	19.9	3.2
Thyroid	15.9	0.0
Leukemia	14.9	6.2
Oral Cavity & Pharynx	14.3	2.8
Pancreas	13.1	10.9
Ovary	9.0	6.6
Brain & ONS	7.7	5.2
Liver & Bile Duct	6.6	6.2
Esophagus	6.3	4.7
Stomach	6.0	2.5
Cervix	5.7	0.0
Uncategorized	0.0	0.0

Cancer Screening (Age-Adjusted Prevalence) *



Data Sources: Incidence and Mortality from State Cancer Profiles (for FL, AZ, WI, IA, MN data from MN Dept. of Health), Risk Factors & Screening from CDC, SES from County Health Ranking, US Population data from census.gov
Cancer Incidence is a yearly average based on a 5-yr period from (2015-2019), Mortality is a yearly average based on a 5-yr period from (2016-2020)
*Target information from Healthy People 2030 Preventive Cancer Care Objectives