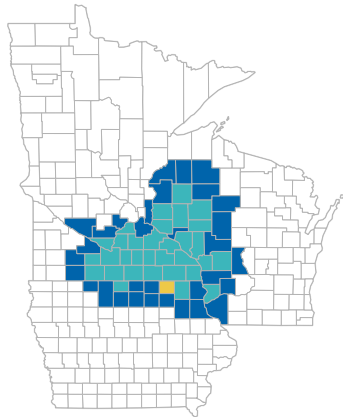


Population by County

Select a county IA, Catchment County, Howard

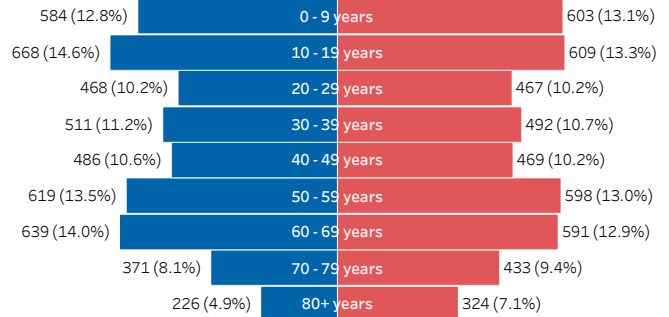
Howard County Population Total: 9,158



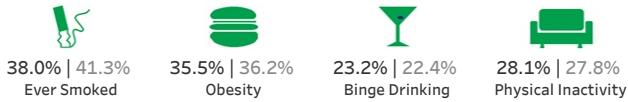
Cancer Incidence & County Population Pyramid

State Cancer Yearly Avg	County Cancer Yearly Avg
19,110	63 (0.3%)

County Level US Census Age & Sex Breakdown



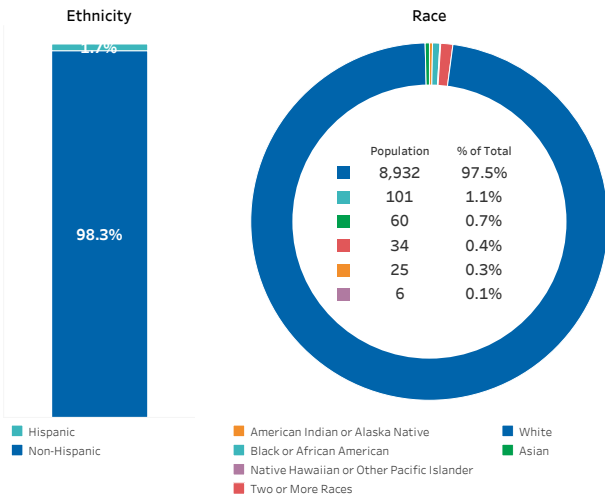
Risk Factors (Howard County | Iowa)



Socioeconomic Factors (Howard County | Iowa)



US Census Demographics Breakdown



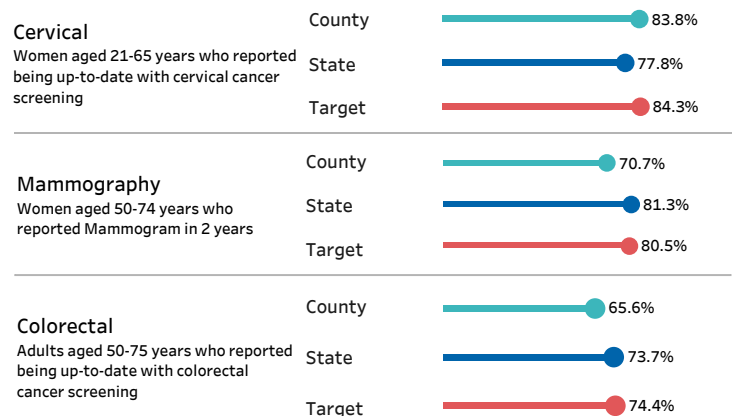
Top 5 Cancer Age-Adjusted Incidence & Mortality per 100k

Cancer Type | Cancer Incidence (5-Yr Avg) | Mortality (5-Yr Avg)

Cancer Metrics by Type of Cancer

Cancer Type	Cancer Incidence 5-Yr Age-Adjusted per 100k	Mortality 5-Yr Age-Adjusted per 100k
Breast	144.7	0.0
Prostate	90.2	0.0
Lung & Bronchus	63.7	40.2
Colon & Rectum	48.7	21.3
Melanoma of the Skin	32.0	0.0
Non-Hodgkin Lymphoma	24.0	0.0
Bladder	23.6	0.0
Brain & ONS	0.0	0.0
Cervix	0.0	0.0
Esophagus	0.0	0.0
Kidney & Renal Pelvis	0.0	0.0
Leukemia	0.0	0.0
Liver & Bile Duct	0.0	0.0
Oral Cavity & Pharynx	0.0	0.0
Ovary	0.0	0.0
Pancreas	0.0	0.0
Stomach	0.0	0.0
Thyroid	0.0	0.0
Uncategorized	0.0	0.0
Uterus	0.0	0.0

Cancer Screening (Age-Adjusted Prevalence) *



Data Sources: Incidence and Mortality from State Cancer Profiles (for FL, AZ, WI, IA, MN data from MN Dept. of Health), Risk Factors & Screening from CDC, SES from County Health Ranking, US Population data from census.gov
Cancer Incidence is a yearly average based on a 5-yr period from (2015-2019), Mortality is a yearly average based on a 5-yr period from (2016-2020)

*Target information from Healthy People 2030 Preventive Cancer Care Objectives