

Midwest County Profile

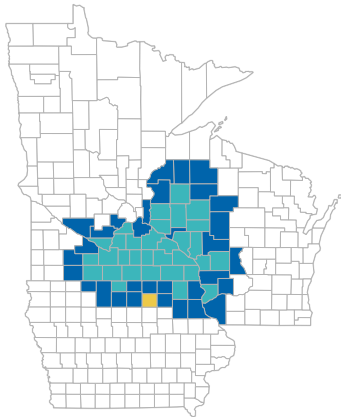
Selected County: Floyd County, IA



Population by County

Select a county IA, Catchment County, Floyd

Floyd County Population Total: 15,642

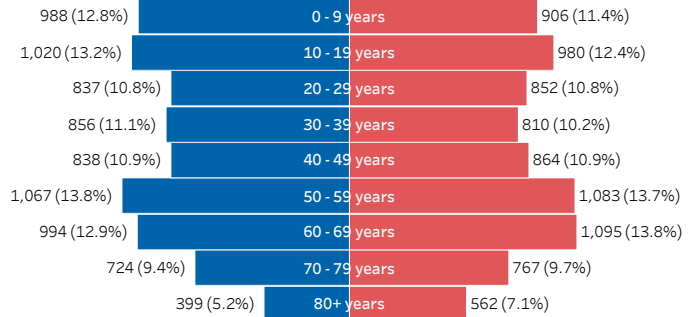


- Catchment County
- Catchment County (MCHS)
- Selected County
- Non Catchment County

Cancer Incidence & County Population Pyramid

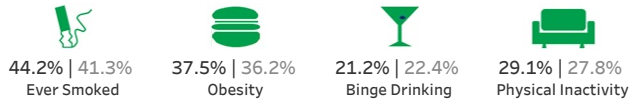
State Cancer Yearly Avg	County Cancer Yearly Avg
19,110	119 (0.6%)

County Level US Census Age & Sex Breakdown



Male Female

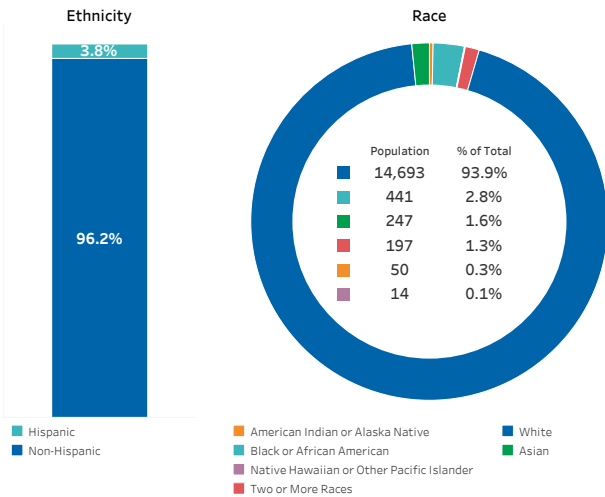
Risk Factors (Floyd County | Iowa)



Socioeconomic Factors (Floyd County | Iowa)



US Census Demographics Breakdown



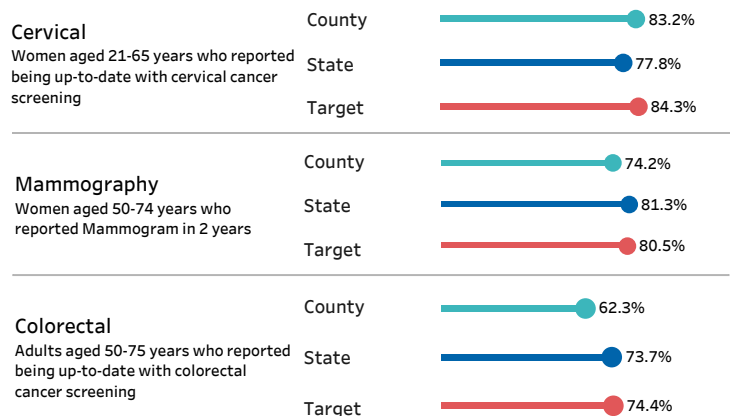
Top 5 Cancer Age-Adjusted Incidence & Mortality per 100k

Cancer Type Cancer Incidence (5-Yr Avg) Mortality (5-Yr Avg)

Cancer Metrics by Type of Cancer

Cancer Type	Cancer Incidence 5-Yr Age-Adjusted per 100k	Mortality 5-Yr Age-Adjusted per 100k
Prostate	112.5	0.0
Breast	106.7	0.0
Lung & Bronchus	56.9	41.7
Melanoma of the Skin	38.0	0.0
Colon & Rectum	37.8	0.0
Leukemia	32.8	0.0
Kidney & Renal Pelvis	28.4	0.0
Bladder	24.8	0.0
Non-Hodgkin Lymphoma	21.8	0.0
Pancreas	18.4	15.2
Brain & ONS	0.0	0.0
Cervix	0.0	0.0
Esophagus	0.0	0.0
Liver & Bile Duct	0.0	0.0
Oral Cavity & Pharynx	0.0	0.0
Ovary	0.0	0.0
Stomach	0.0	0.0
Thyroid	0.0	0.0
Uncategorized	0.0	0.0
Uterus	0.0	0.0

Cancer Screening (Age-Adjusted Prevalence) *



Data Sources: Incidence and Mortality from State Cancer Profiles (for FL, AZ, WI, IA, MN data from MN Dept. of Health), Risk Factors & Screening from CDC, SES from County Health Ranking, US Population data from census.gov
 Cancer Incidence is a yearly average based on a 5-yr period from (2015-2019), Mortality is a yearly average based on a 5-yr period from (2016-2020)
 *Target information from Healthy People 2030 Preventive Cancer Care Objectives