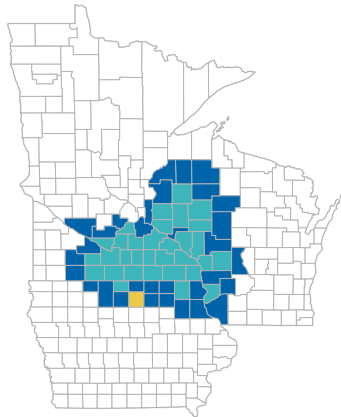


Population by County

Select a county IA, Catchment County, Cerro Gordo Cerro Gordo County Population Total: 42,450

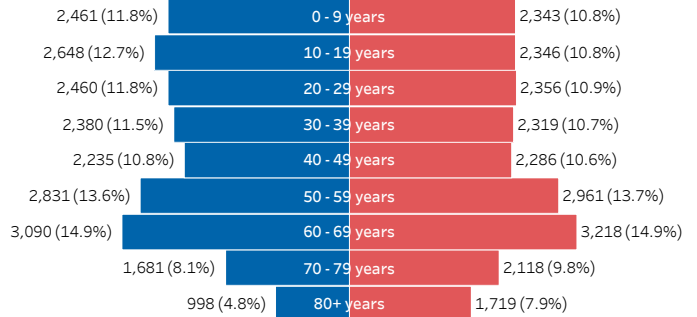


- Catchment County
- Catchment County (MCHS)
- Selected County
- Non Catchment County

Cancer Incidence & County Population Pyramid

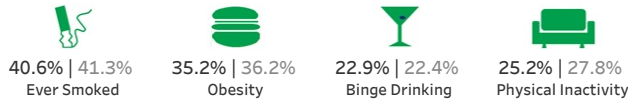
State Cancer Yearly Avg	County Cancer Yearly Avg
19,110	359 (1.9%)

County Level US Census Age & Sex Breakdown



Male Female

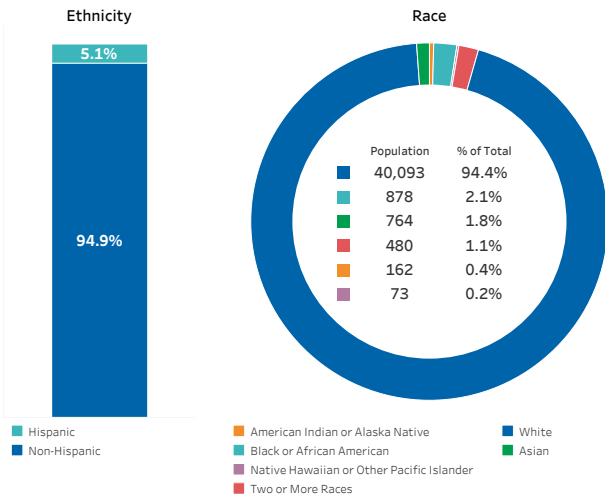
Risk Factors (Cerro Gordo County | Iowa)



Socioeconomic Factors (Cerro Gordo County | Iowa)



US Census Demographics Breakdown



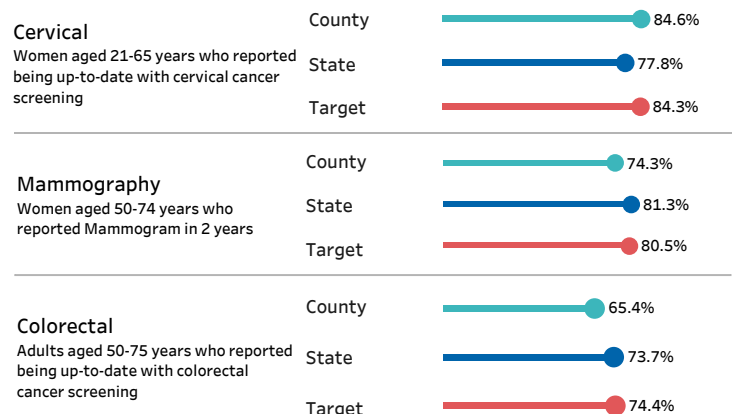
Top 5 Cancer Age-Adjusted Incidence & Mortality per 100k

Cancer Type Cancer Incidence (5-Yr Avg) Mortality (5-Yr Avg)

Cancer Metrics by Type of Cancer

Cancer Type	Cancer Incidence 5-Yr Age-Adjusted per 100k	Mortality 5-Yr Age-Adjusted per 100k
Breast	147.4	18.4
Prostate	131.3	22.8
Lung & Bronchus	70.8	35.1
Melanoma of the Skin	45.0	0.0
Colon & Rectum	39.9	10.5
Uterus	27.7	0.0
Bladder	25.3	0.0
Kidney & Renal Pelvis	24.2	4.9
Non-Hodgkin Lymphoma	23.7	5.8
Leukemia	22.2	7.0
Thyroid	17.8	0.0
Oral Cavity & Pharynx	17.4	0.0
Pancreas	15.0	9.1
Brain & ONS	8.3	7.0
Esophagus	6.5	4.8
Liver & Bile Duct	6.5	6.4
Stomach	5.5	0.0
Cervix	0.0	0.0
Ovary	0.0	0.0
Uncategorized	0.0	0.0

Cancer Screening (Age-Adjusted Prevalence) *



Data Sources: Incidence and Mortality from State Cancer Profiles (for FL, AZ, WI, IA, MN data from MN Dept. of Health), Risk Factors & Screening from CDC, SES from County Health Ranking, US Population data from census.gov
Cancer Incidence is a yearly average based on a 5-yr period from (2015-2019), Mortality is a yearly average based on a 5-yr period from (2016-2020)

*Target information from Healthy People 2030 Preventive Cancer Care Objectives