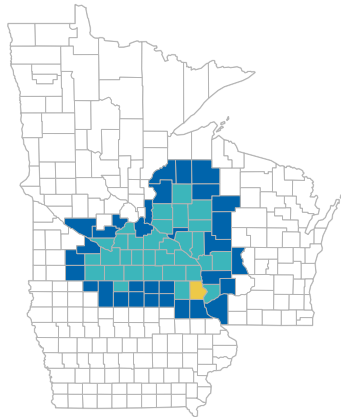


Population by County

Select a county IA, Catchment County, Allamakee

Allamakee County Population Total: 13,687

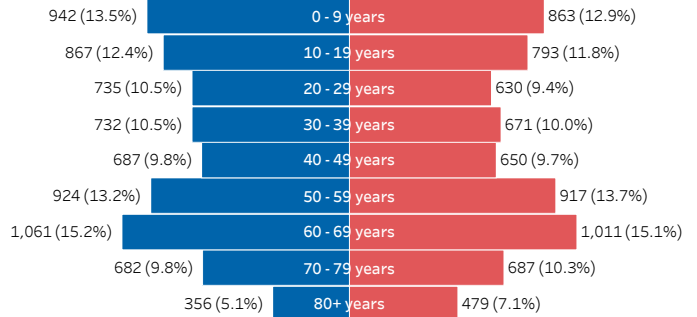


- Catchment County
- Catchment County (MCHS)
- Selected County
- Non Catchment County

Cancer Incidence & County Population Pyramid

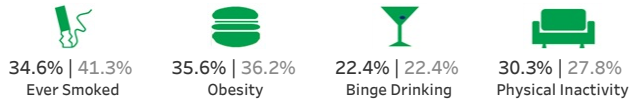
State Cancer Yearly Avg	County Cancer Yearly Avg
19,110	89 (0.5%)

County Level US Census Age & Sex Breakdown



Male Female

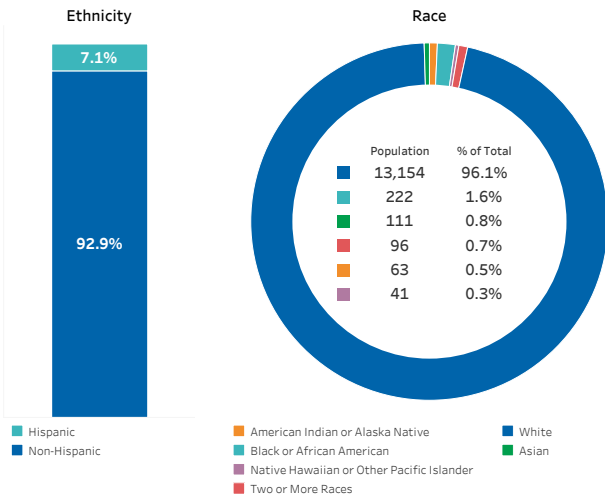
Risk Factors (Allamakee County | Iowa)



Socioeconomic Factors (Allamakee County | Iowa)



US Census Demographics Breakdown



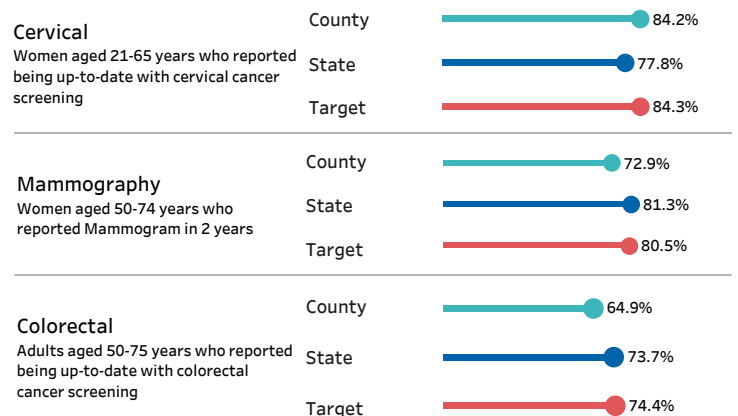
Top 5 Cancer Age-Adjusted Incidence & Mortality per 100k

Cancer Type Cancer Incidence (5-Yr Avg) Mortality (5-Yr Avg)

Cancer Metrics by Type of Cancer

Cancer Type	Cancer Incidence 5-Yr Age-Adjusted per 100k	Mortality 5-Yr Age-Adjusted per 100k
Breast	105.3	0.0
Prostate	86.7	0.0
Lung & Bronchus	61.7	35.8
Colon & Rectum	47.1	0.0
Melanoma of the Skin	33.4	0.0
Non-Hodgkin Lymphoma	22.0	0.0
Bladder	18.5	0.0
Kidney & Renal Pelvis	16.8	0.0
Brain & ONS	0.0	0.0
Cervix	0.0	0.0
Esophagus	0.0	0.0
Leukemia	0.0	0.0
Liver & Bile Duct	0.0	0.0
Oral Cavity & Pharynx	0.0	0.0
Ovary	0.0	0.0
Pancreas	0.0	0.0
Stomach	0.0	0.0
Thyroid	0.0	0.0
Uncategorized	0.0	0.0
Uterus	0.0	0.0

Cancer Screening (Age-Adjusted Prevalence) *



Data Sources: Incidence and Mortality from State Cancer Profiles (for FL, AZ, WI, IA, MN data from MN Dept. of Health), Risk Factors & Screening from CDC, SES from County Health Ranking, US Population data from census.gov
 Cancer Incidence is a yearly average based on a 5-yr period from (2015-2019), Mortality is a yearly average based on a 5-yr period from (2016-2020)

*Target information from Healthy People 2030 Preventive Cancer Care Objectives