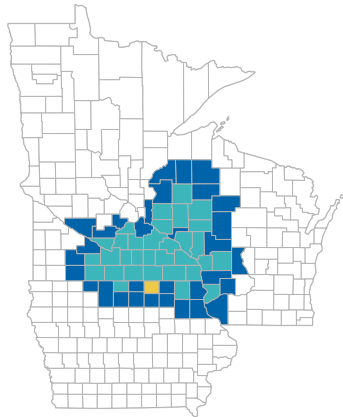


Population by County

Select a county IA, Catchment County, Mitchell

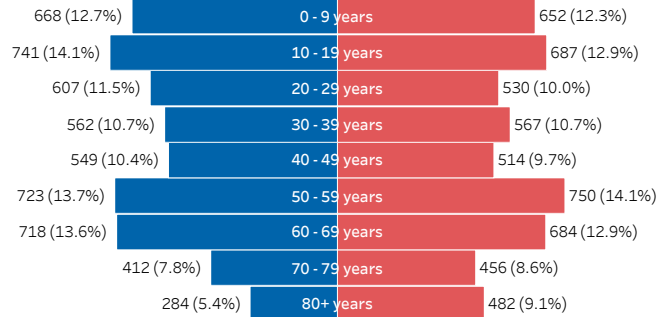
Mitchell County Population Total: 10,586



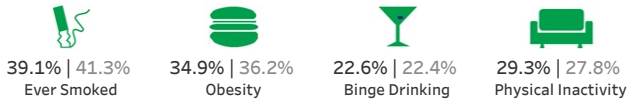
Cancer Incidence & County Population Pyramid

| State Cancer Yearly Avg | County Cancer Yearly Avg |
|-------------------------|--------------------------|
| 19,110                  | 70 (0.4%)                |

County Level US Census Age & Sex Breakdown



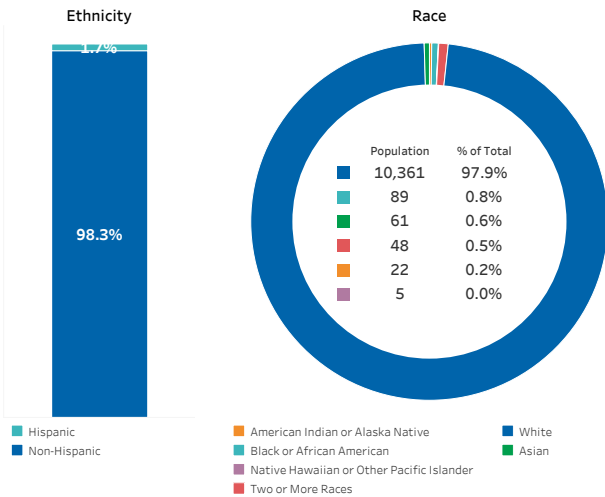
Risk Factors (Mitchell County | Iowa)



Socioeconomic Factors (Mitchell County | Iowa)



US Census Demographics Breakdown



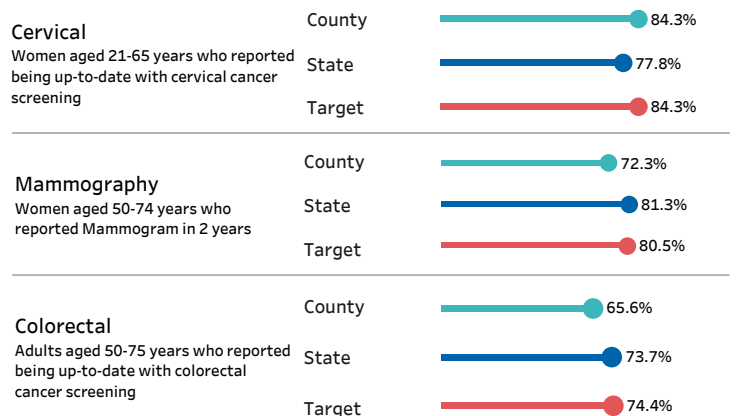
Top 5 Cancer Age-Adjusted Incidence & Mortality per 100k

Cancer Type | Cancer Incidence (5-Yr Avg) | Mortality (5-Yr Avg)

Cancer Metrics by Type of Cancer

| Cancer Type           | Cancer Incidence 5-Yr Age-Adjusted per 100k | Mortality 5-Yr Age-Adjusted per 100k |
|-----------------------|---|--------------------------------------|
| Breast                | 134.3                                       | 0.0                                  |
| Prostate              | 95.0  | 0.0                                  |
| Colon & Rectum        | 43.7  | 0.0                                  |
| Lung & Bronchus       | 43.1  | 28.5                                 |
| Melanoma of the Skin  | 42.7  | 0.0                                  |
| Non-Hodgkin Lymphoma  | 32.8  | 0.0                                  |
| Bladder               | 0.0   | 0.0                                  |
| Brain & ONS           | 0.0   | 0.0                                  |
| Cervix                | 0.0   | 0.0                                  |
| Esophagus             | 0.0   | 0.0                                  |
| Kidney & Renal Pelvis | 0.0   | 0.0                                  |
| Leukemia              | 0.0   | 0.0                                  |
| Liver & Bile Duct     | 0.0   | 0.0                                  |
| Oral Cavity & Pharynx | 0.0   | 0.0                                  |
| Ovary                 | 0.0   | 0.0                                  |
| Pancreas              | 0.0   | 0.0                                  |
| Stomach               | 0.0   | 0.0                                  |
| Thyroid               | 0.0   | 0.0                                  |
| Uncategorized         | 0.0   | 0.0                                  |
| Uterus                | 0.0   | 0.0                                  |

Cancer Screening (Age-Adjusted Prevalence) \*



Data Sources: Incidence and Mortality from State Cancer Profiles (for FL, AZ, WI, IA, MN data from MN Dept. of Health), Risk Factors & Screening from CDC, SES from County Health Ranking, US Population data from census.gov  
Cancer Incidence is a yearly average based on a 5-yr period from (2015-2019), Mortality is a yearly average based on a 5-yr period from (2016-2020)  
\*Target information from Healthy People 2030 Preventive Cancer Care Objectives