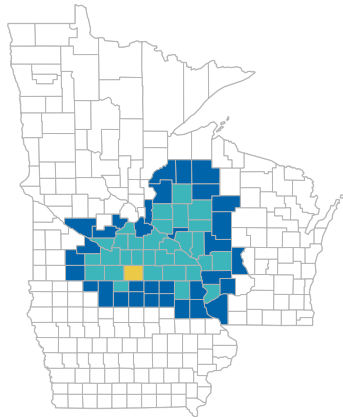


Population by County

Select a county MN, Catchment County, Freeborn Freeborn County Population Total: 30,281

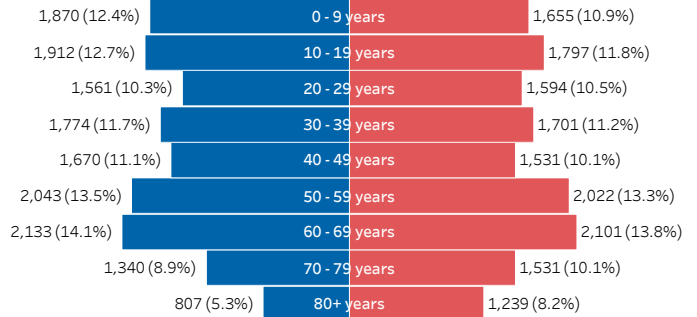


- Catchment County
- Catchment County (MCHS)
- Selected County
- Non Catchment County

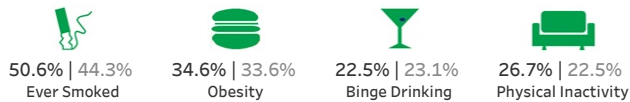
Cancer Incidence & County Population Pyramid

State Cancer Yearly Avg	County Cancer Yearly Avg
30,740	198 (0.6%)

County Level US Census Age & Sex Breakdown



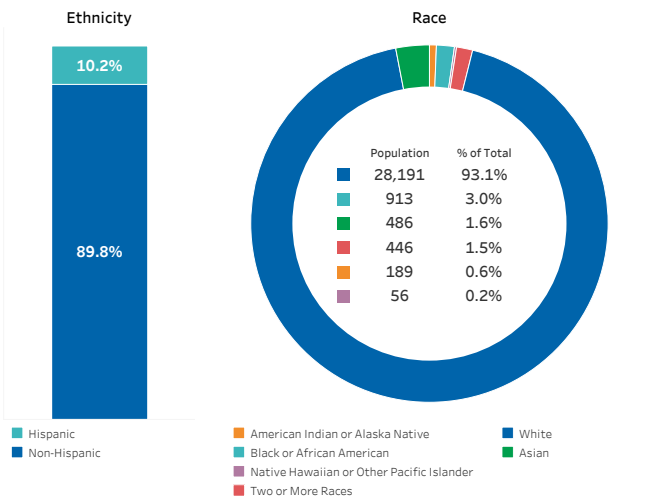
Risk Factors (Freeborn County | Minnesota)



Socioeconomic Factors (Freeborn County | Minnesota)



US Census Demographics Breakdown



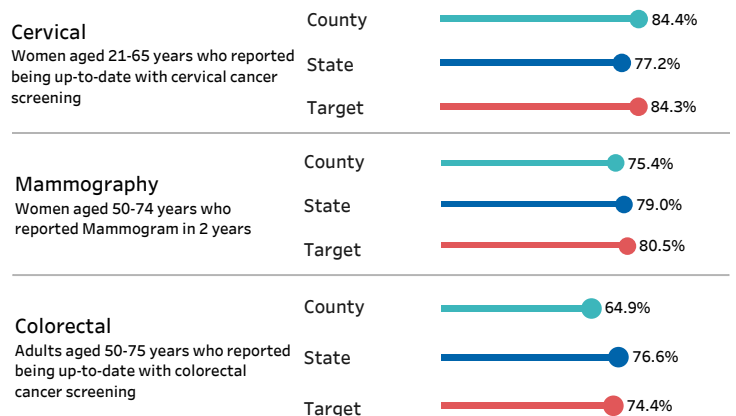
Top 5 Cancer Age-Adjusted Incidence & Mortality per 100k

Cancer Type Cancer Incidence (5-Yr Avg) Mortality (5-Yr Avg)

Cancer Metrics by Type of Cancer

Cancer Type	Cancer Incidence 5-Yr Age-Adjusted per 100k	Mortality 5-Yr Age-Adjusted per 100k
Breast	118.2	19.6
Prostate	97.5	18.0
Lung & Bronchus	52.7	35.6
Colon & Rectum	47.1	16.7
Melanoma of the Skin	29.3	2.5
Uterus	24.8	2.6
Kidney & Renal Pelvis	23.4	6.0
Non-Hodgkin Lymphoma	19.8	4.1
Bladder	19.2	2.6
Pancreas	12.6	14.0
Ovary	12.3	7.9
Leukemia	9.5	3.8
Thyroid	9.5	0.3
Liver & Bile Duct	7.6	5.4
Cervix	7.4	1.5
Esophagus	7.1	6.7
Brain & ONS	3.8	3.8
Stomach	3.4	2.5
Oral Cavity & Pharynx	1.4	1.1
Uncategorized	0.0	0.0

Cancer Screening (Age-Adjusted Prevalence) *



Data Sources: Incidence and Mortality from State Cancer Profiles (for FL, AZ, WI, IA, MN data from MN Dept. of Health), Risk Factors & Screening from CDC, SES from County Health Ranking, US Population data from census.gov
Cancer Incidence is a yearly average based on a 5-yr period from (2015-2019), Mortality is a yearly average based on a 5-yr period from (2016-2020)

*Target information from Healthy People 2030 Preventive Cancer Care Objectives