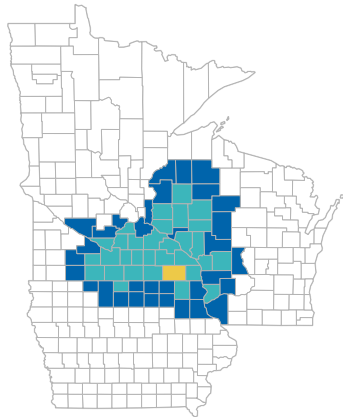


Population by County

Select a county MN, Catchment County, Fillmore

Fillmore County Population Total: 21,067

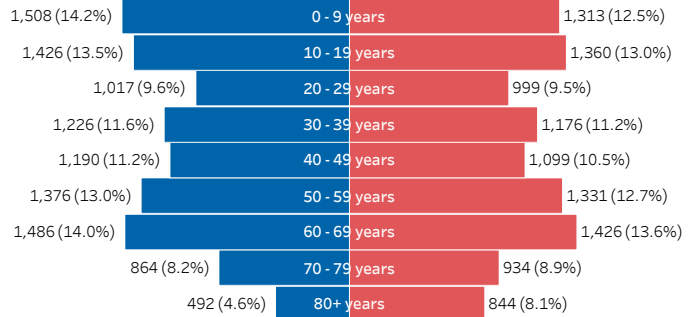


- Catchment County
- Catchment County (MCHS)
- Selected County
- Non Catchment County

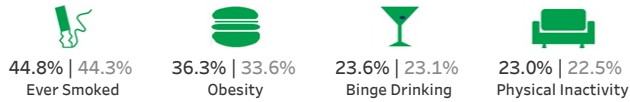
Cancer Incidence & County Population Pyramid

State Cancer Yearly Avg	County Cancer Yearly Avg
30,740	126 (0.4%)

County Level US Census Age & Sex Breakdown



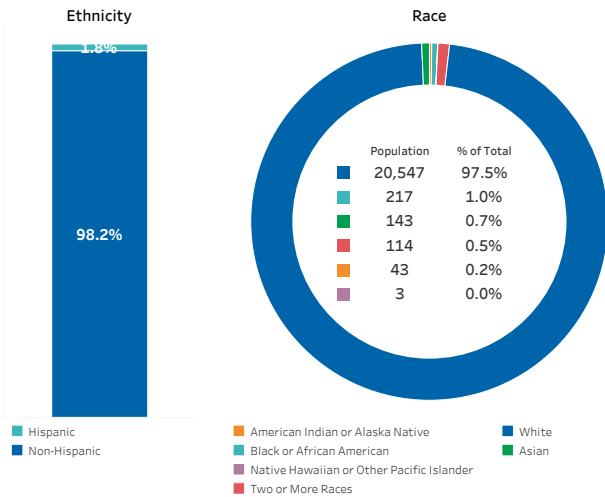
Risk Factors (Fillmore County | Minnesota)



Socioeconomic Factors (Fillmore County | Minnesota)



US Census Demographics Breakdown



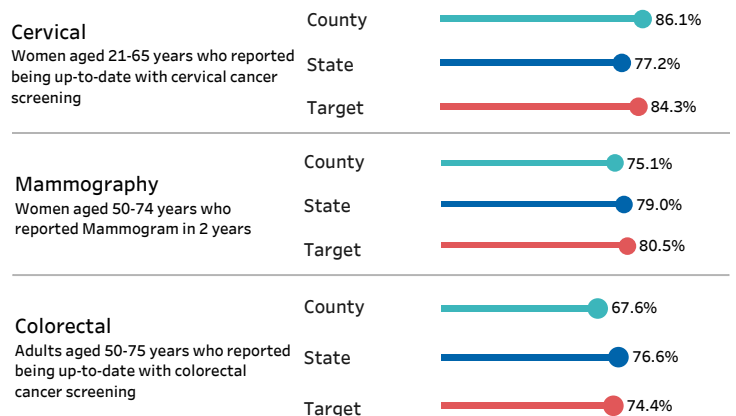
Top 5 Cancer Age-Adjusted Incidence & Mortality per 100k

Cancer Type | Cancer Incidence (5-Yr Avg) | Mortality (5-Yr Avg)

Cancer Metrics by Type of Cancer

Cancer Type	Cancer Incidence 5-Yr Age-Adjusted per 100k	Mortality 5-Yr Age-Adjusted per 100k
Breast	117.9	13.5
Prostate	100.7	11.2
Lung & Bronchus	43.2	35.9
Colon & Rectum	36.7	11.6
Melanoma of the Skin	34.9	4.9
Uterus	23.8	3.5
Non-Hodgkin Lymphoma	21.7	7.1
Leukemia	21.2	14.9
Kidney & Renal Pelvis	19.6	6.2
Brain & ONS	13.1	7.4
Bladder	10.9	2.5
Pancreas	8.6	4.9
Thyroid	7.0	0.0
Liver & Bile Duct	6.4	5.0
Ovary	5.6	4.9
Esophagus	5.3	1.5
Cervix	4.9	1.1
Oral Cavity & Pharynx	2.5	0.8
Stomach	1.3	1.3
Uncategorized	0.0	0.0

Cancer Screening (Age-Adjusted Prevalence) \*



Data Sources: Incidence and Mortality from State Cancer Profiles (for FL, AZ, WI, IA, MN data from MN Dept. of Health), Risk Factors & Screening from CDC, SES from County Health Ranking, US Population data from census.gov  
Cancer Incidence is a yearly average based on a 5-yr period from (2015-2019), Mortality is a yearly average based on a 5-yr period from (2016-2020)

\*Target information from Healthy People 2030 Preventive Cancer Care Objectives