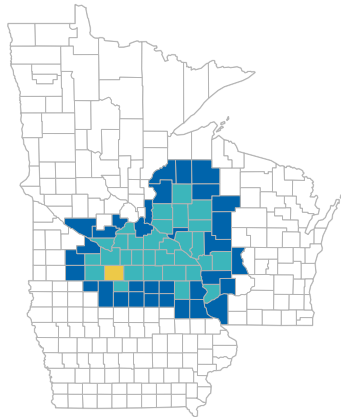




Population by County

Select a county MN, Catchment County, Faribault

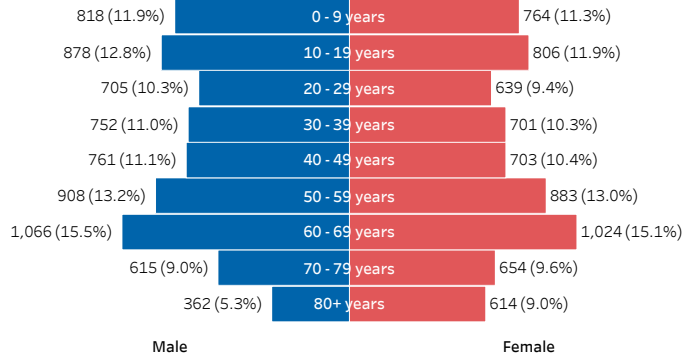
Faribault County Population Total: 13,653



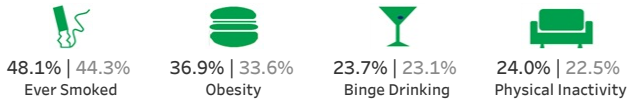
Cancer Incidence & County Population Pyramid

State Cancer Yearly Avg	County Cancer Yearly Avg
30,740	99 (0.3%)

County Level US Census Age & Sex Breakdown



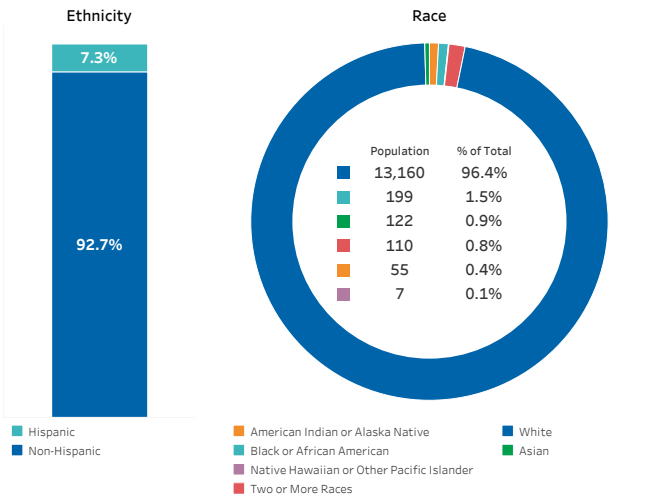
Risk Factors (Faribault County | Minnesota)



Socioeconomic Factors (Faribault County | Minnesota)



US Census Demographics Breakdown



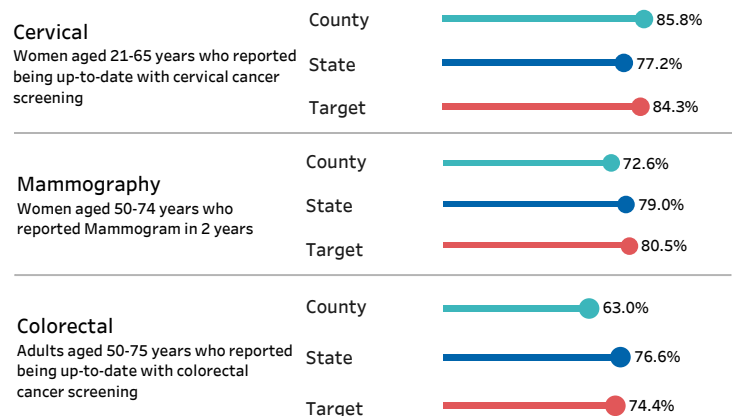
Top 5 Cancer Age-Adjusted Incidence & Mortality per 100k

Cancer Type | Cancer Incidence (5-Yr Avg) | Mortality (5-Yr Avg)

Cancer Metrics by Type of Cancer

Cancer Type	Cancer Incidence 5-Yr Age-Adjusted per 100k	Mortality 5-Yr Age-Adjusted per 100k
Breast	134.8	9.5
Prostate	81.8	11.0
Colon & Rectum	60.7	22.9
Melanoma of the Skin	49.1	5.1
Lung & Bronchus	45.9	35.1
Uterus	35.1	11.8
Non-Hodgkin Lymphoma	23.0	10.2
Kidney & Renal Pelvis	21.3	1.9
Leukemia	17.7	10.5
Bladder	17.3	2.2
Pancreas	13.8	15.1
Ovary	12.4	14.4
Thyroid	10.8	0.7
Brain & ONS	8.9	2.7
Cervix	8.5	1.4
Esophagus	4.0	6.7
Stomach	3.2	0.6
Liver & Bile Duct	1.9	2.7
Oral Cavity & Pharynx	0.0	3.8
Uncategorized	0.0	0.0

Cancer Screening (Age-Adjusted Prevalence) *



Data Sources: Incidence and Mortality from State Cancer Profiles (for FL, AZ, WI, IA, MN data from MN Dept. of Health), Risk Factors & Screening from CDC, SES from County Health Ranking, US Population data from census.gov
Cancer Incidence is a yearly average based on a 5-yr period from (2015-2019), Mortality is a yearly average based on a 5-yr period from (2016-2020)

*Target information from Healthy People 2030 Preventive Cancer Care Objectives