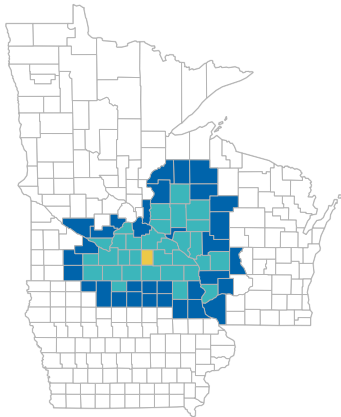


Population by County

Select a county MN, Catchment County, Dodge

Dodge County Population Total: 20,934

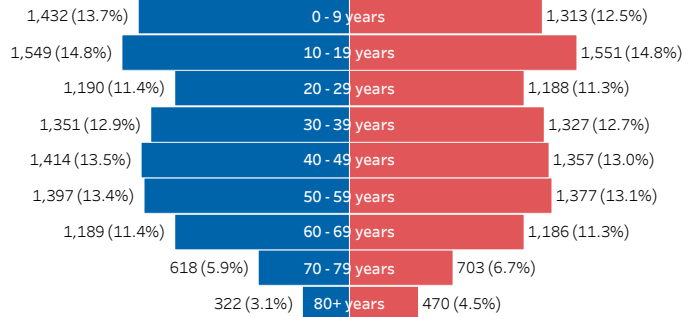


- Catchment County
- Catchment County (MCHS)
- Selected County
- Non Catchment County

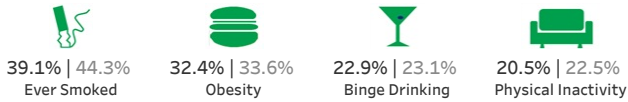
Cancer Incidence & County Population Pyramid

State Cancer Yearly Avg	County Cancer Yearly Avg
30,740	100 (0.3%)

County Level US Census Age & Sex Breakdown



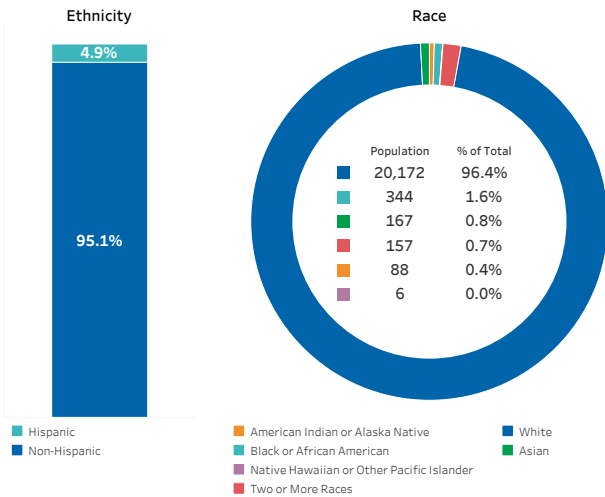
Risk Factors (Dodge County | Minnesota)



Socioeconomic Factors (Dodge County | Minnesota)



US Census Demographics Breakdown



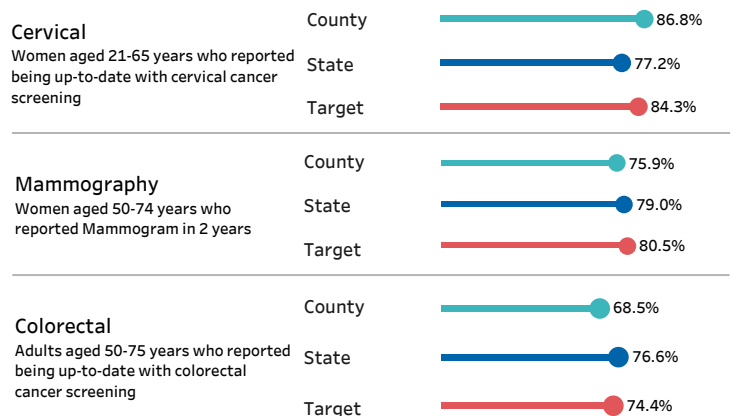
Top 5 Cancer Age-Adjusted Incidence & Mortality per 100k

Cancer Type | Cancer Incidence (5-Yr Avg) | Mortality (5-Yr Avg)

Cancer Metrics by Type of Cancer

Cancer Type	Cancer Incidence 5-Yr Age-Adjusted per 100k	Mortality 5-Yr Age-Adjusted per 100k
Breast	111.5	18.2
Prostate	92.2	23.8
Lung & Bronchus	53.3	34.5
Colon & Rectum	36.4	12.9
Melanoma of the Skin	35.3	3.9
Uterus	28.6	4.4
Kidney & Renal Pelvis	20.0	4.9
Bladder	18.2	3.9
Non-Hodgkin Lymphoma	17.6	6.1
Thyroid	15.5	0.0
Leukemia	15.2	7.0
Pancreas	12.2	9.4
Ovary	9.3	12.0
Liver & Bile Duct	8.3	4.6
Brain & ONS	8.3	7.5
Oral Cavity & Pharynx	8.0	2.8
Cervix	5.9	0.0
Esophagus	5.2	6.6
Stomach	4.8	4.5
Uncategorized	0.0	0.0

Cancer Screening (Age-Adjusted Prevalence) *



Data Sources: Incidence and Mortality from State Cancer Profiles (for FL, AZ, WI, IA, MN data from MN Dept. of Health), Risk Factors & Screening from CDC, SES from County Health Ranking, US Population data from census.gov
Cancer Incidence is a yearly average based on a 5-yr period from (2015-2019), Mortality is a yearly average based on a 5-yr period from (2016-2020)
*Target information from Healthy People 2030 Preventive Cancer Care Objectives