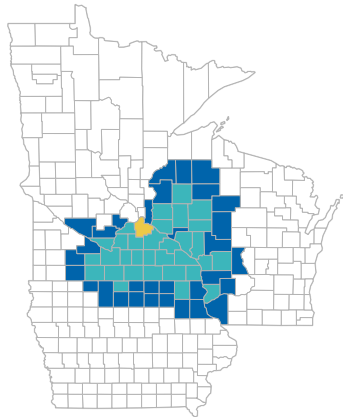


Population by County

Select a county MN, Catchment County, Dakota

Dakota County Population Total: 429,021

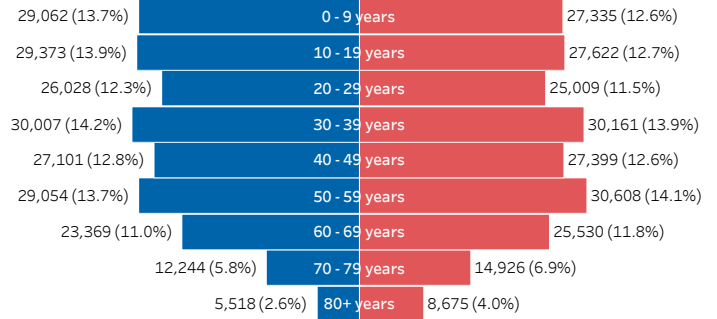


- Catchment County
- Catchment County (MCHS)
- Selected County
- Non Catchment County

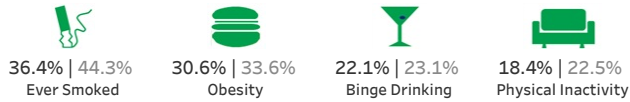
Cancer Incidence & County Population Pyramid

State Cancer Yearly Avg	County Cancer Yearly Avg
30,740	2,288 (7.4%)

County Level US Census Age & Sex Breakdown



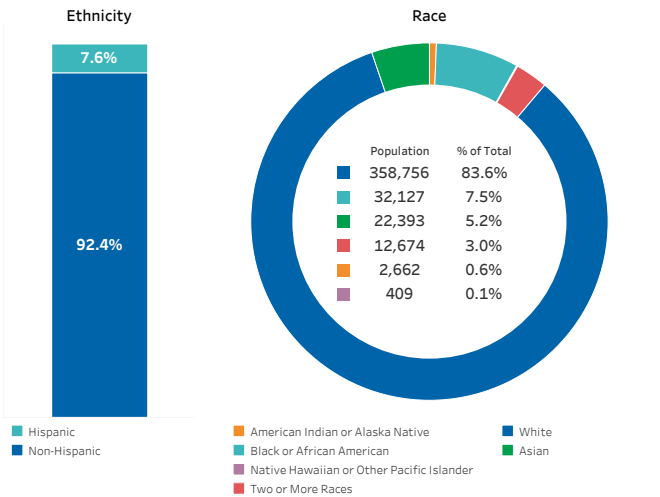
Risk Factors (Dakota County | Minnesota)



Socioeconomic Factors (Dakota County | Minnesota)



US Census Demographics Breakdown



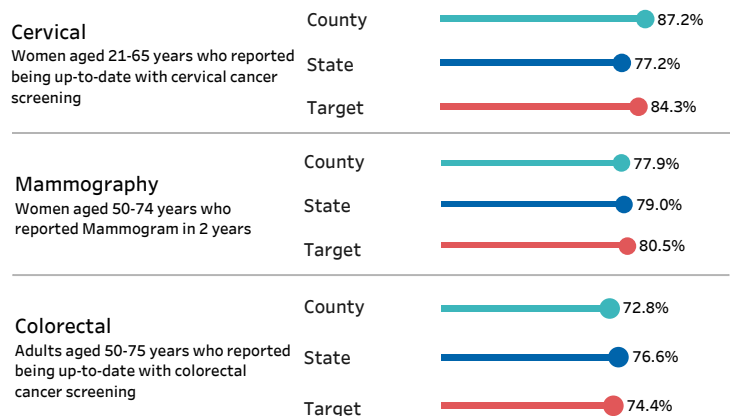
Top 5 Cancer Age-Adjusted Incidence & Mortality per 100k

Cancer Type | Cancer Incidence (5-Yr Avg) | Mortality (5-Yr Avg)

Cancer Metrics by Type of Cancer

Cancer Type	Cancer Incidence 5-Yr Age-Adjusted per 100k	Mortality 5-Yr Age-Adjusted per 100k
Breast	146.5	16.3
Prostate	129.5	16.2
Lung & Bronchus	53.8	31.5
Melanoma of the Skin	41.5	2.0
Colon & Rectum	36.5	11.6
Uterus	31.0	5.7
Non-Hodgkin Lymphoma	22.0	5.5
Bladder	21.5	4.2
Kidney & Renal Pelvis	17.7	3.5
Leukemia	16.6	6.4
Thyroid	15.1	0.3
Pancreas	13.3	10.1
Ovary	9.5	6.3
Liver & Bile Duct	8.5	6.2
Brain & ONS	6.7	4.5
Cervix	5.5	1.1
Stomach	5.2	2.1
Esophagus	3.5	3.3
Oral Cavity & Pharynx	1.5	2.4
Uncategorized	0.0	0.0

Cancer Screening (Age-Adjusted Prevalence) *



Data Sources: Incidence and Mortality from State Cancer Profiles (for FL, AZ, WI, IA, MN data from MN Dept. of Health), Risk Factors & Screening from CDC, SES from County Health Ranking, US Population data from census.gov
Cancer Incidence is a yearly average based on a 5-yr period from (2015-2019), Mortality is a yearly average based on a 5-yr period from (2016-2020)

*Target information from Healthy People 2030 Preventive Cancer Care Objectives