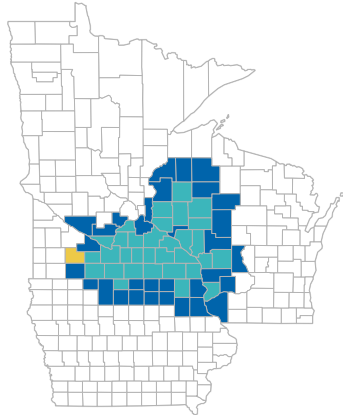




Population by County

Select a county MN, Catchment County, Cottonwood Cottonwood County Population Total: 11,196

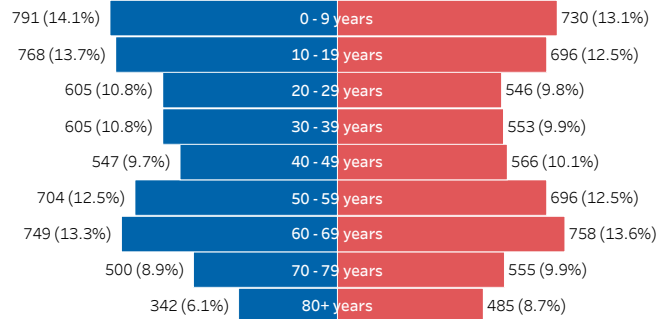


- Catchment County
- Catchment County (MCHS)
- Selected County
- Non Catchment County

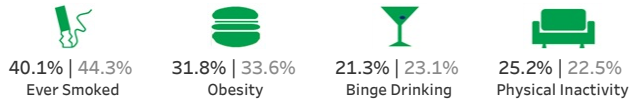
Cancer Incidence & County Population Pyramid

State Cancer Yearly Avg	County Cancer Yearly Avg
30,740	77 (0.3%)

County Level US Census Age & Sex Breakdown



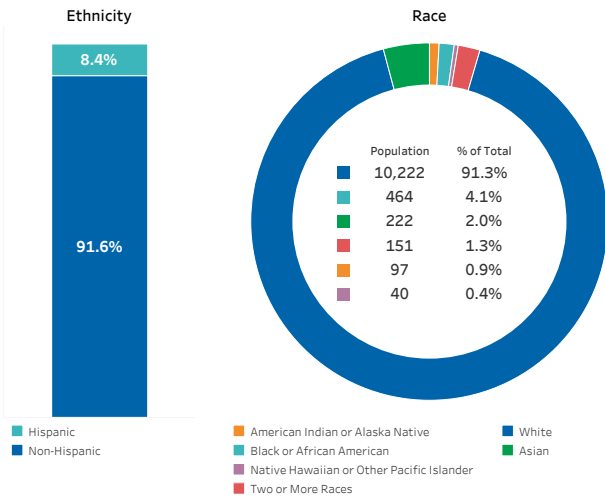
Risk Factors (Cottonwood County | Minnesota)



Socioeconomic Factors (Cottonwood County | Minnesota)



US Census Demographics Breakdown



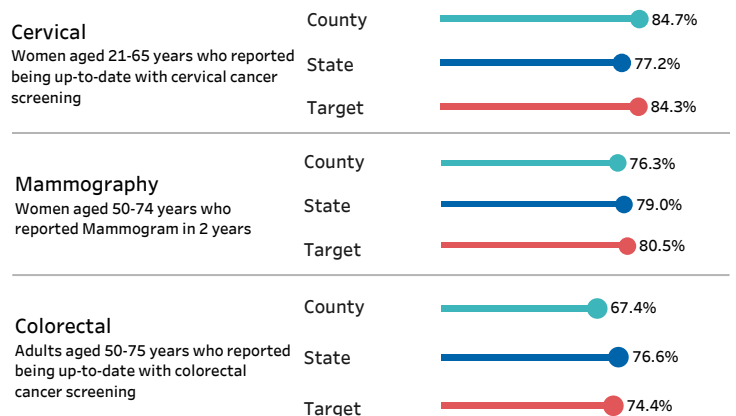
Top 5 Cancer Age-Adjusted Incidence & Mortality per 100k

Cancer Type Cancer Incidence (5-Yr Avg) Mortality (5-Yr Avg)

Cancer Metrics by Type of Cancer

Cancer Type	Cancer Incidence 5-Yr Age-Adjusted per 100k	Mortality 5-Yr Age-Adjusted per 100k
Breast	132.2	32.3
Prostate	106.0	17.4
Lung & Bronchus	57.4	28.7
Colon & Rectum	48.1	8.3
Uterus	32.7	7.0
Melanoma of the Skin	31.6	2.8
Non-Hodgkin Lymphoma	17.5	4.2
Thyroid	14.4	0.0
Kidney & Renal Pelvis	13.6	1.3
Leukemia	13.2	6.0
Bladder	12.7	2.2
Cervix	10.1	2.1
Pancreas	9.4	10.6
Stomach	8.1	2.2
Brain & ONS	7.8	4.4
Ovary	7.8	2.1
Liver & Bile Duct	7.1	11.0
Esophagus	4.3	6.6
Oral Cavity & Pharynx	0.0	0.0
Uncategorized	0.0	0.0

Cancer Screening (Age-Adjusted Prevalence) *



Data Sources: Incidence and Mortality from State Cancer Profiles (for FL, AZ, WI, IA, MN data from MN Dept. of Health), Risk Factors & Screening from CDC, SES from County Health Ranking, US Population data from census.gov
Cancer Incidence is a yearly average based on a 5-yr period from (2015-2019), Mortality is a yearly average based on a 5-yr period from (2016-2020)

*Target information from Healthy People 2030 Preventive Cancer Care Objectives