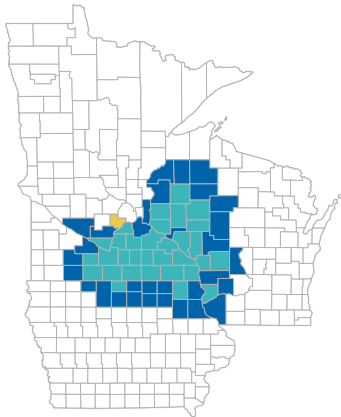


Population by County

Select a county MN, Catchment County, Carver

Carver County Population Total: 105,089

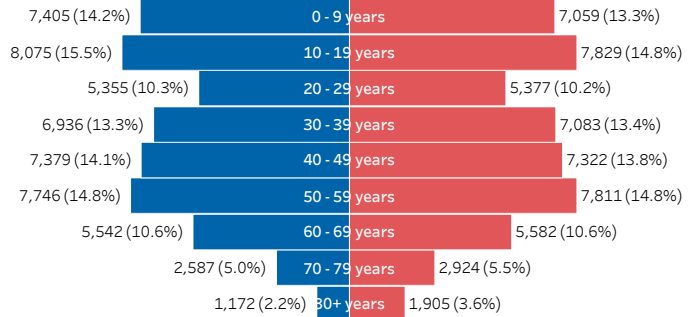


- Catchment County
- Catchment County (MCHS)
- Selected County
- Non Catchment County

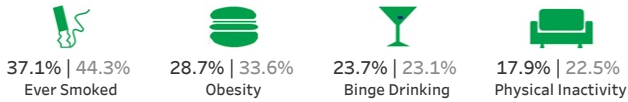
Cancer Incidence & County Population Pyramid

State Cancer Yearly Avg	County Cancer Yearly Avg
30,740	473 (1.5%)

County Level US Census Age & Sex Breakdown



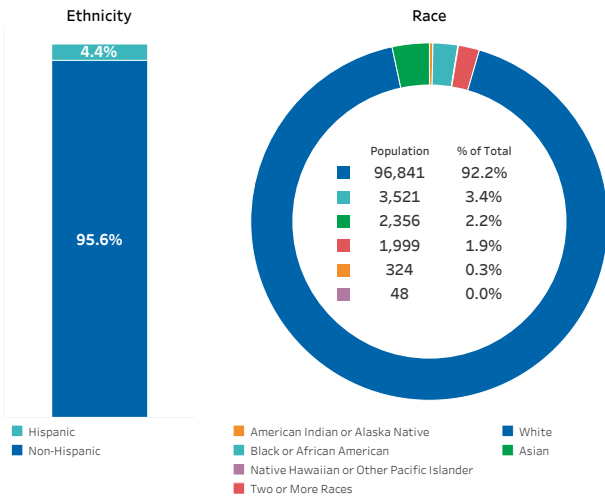
Risk Factors (Carver County | Minnesota)



Socioeconomic Factors (Carver County | Minnesota)



US Census Demographics Breakdown



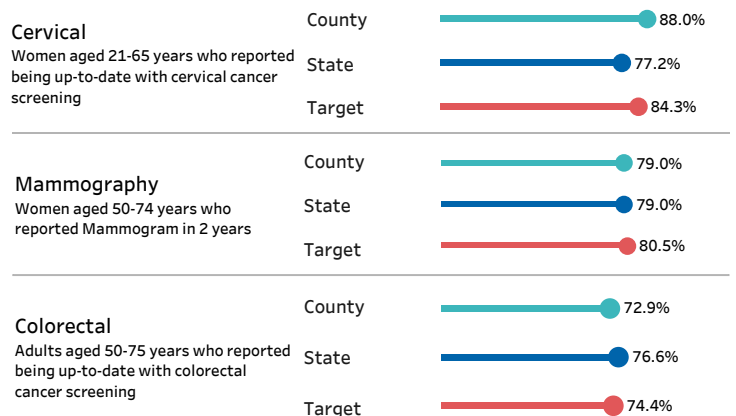
Top 5 Cancer Age-Adjusted Incidence & Mortality per 100k

Cancer Type | Cancer Incidence (5-Yr Avg) | Mortality (5-Yr Avg)

Cancer Metrics by Type of Cancer

Cancer Type	Cancer Incidence 5-Yr Age-Adjusted per 100k	Mortality 5-Yr Age-Adjusted per 100k
Breast	135.8	15.3
Prostate	104.7	17.4
Lung & Bronchus	45.7	28.8
Melanoma of the Skin	44.3	2.8
Colon & Rectum	38.4	12.0
Uterus	28.7	3.4
Non-Hodgkin Lymphoma	20.3	3.8
Bladder	19.1	2.6
Leukemia	17.0	6.0
Kidney & Renal Pelvis	14.7	3.2
Ovary	12.0	5.4
Pancreas	11.9	8.0
Thyroid	10.2	0.0
Brain & ONS	8.2	5.3
Liver & Bile Duct	6.2	3.6
Stomach	5.3	1.7
Esophagus	3.5	2.8
Cervix	3.2	1.2
Oral Cavity & Pharynx	0.3	1.5
Uncategorized	0.0	0.0

Cancer Screening (Age-Adjusted Prevalence) *



Data Sources: Incidence and Mortality from State Cancer Profiles (for FL, AZ, WI, IA, MN data from MN Dept. of Health), Risk Factors & Screening from CDC, SES from County Health Ranking, US Population data from census.gov
Cancer Incidence is a yearly average based on a 5-yr period from (2015-2019), Mortality is a yearly average based on a 5-yr period from (2016-2020)

*Target information from Healthy People 2030 Preventive Cancer Care Objectives