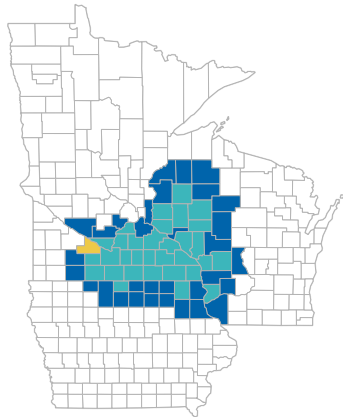




Population by County

Select a county MN, Catchment County, Brown

Brown County Population Total: 25,008

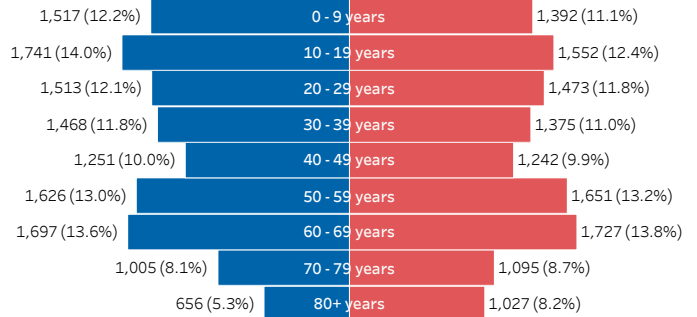


- Catchment County
- Catchment County (MCHS)
- Selected County
- Non Catchment County

Cancer Incidence & County Population Pyramid

State Cancer Yearly Avg	County Cancer Yearly Avg
30,740	177 (0.6%)

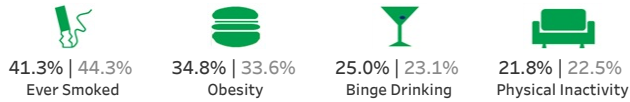
County Level US Census Age & Sex Breakdown



Male

Female

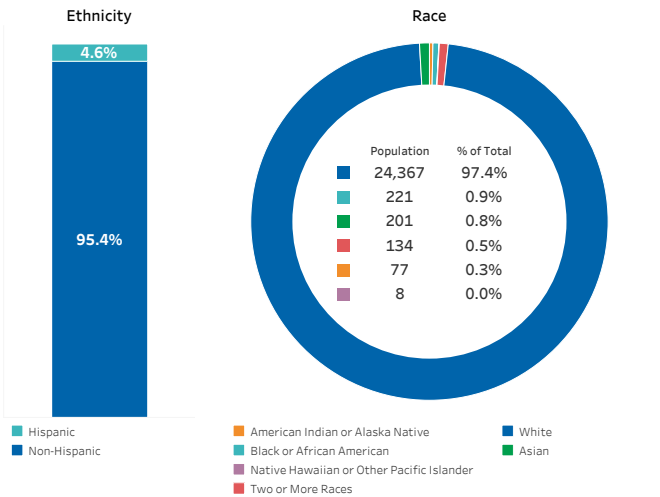
Risk Factors (Brown County | Minnesota)



Socioeconomic Factors (Brown County | Minnesota)



US Census Demographics Breakdown



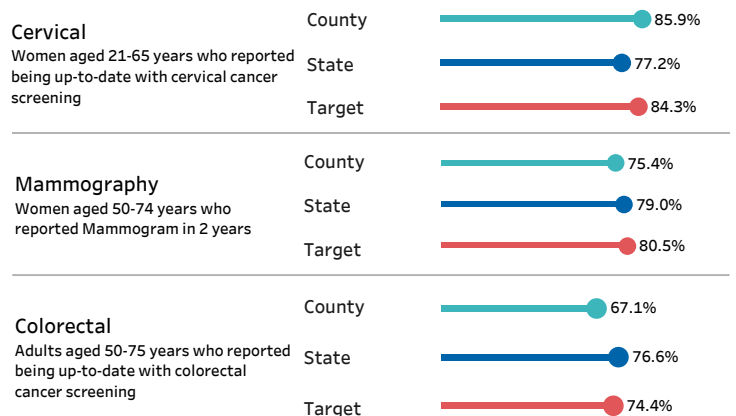
Top 5 Cancer Age-Adjusted Incidence & Mortality per 100k

Cancer Type | Cancer Incidence (5-Yr Avg) | Mortality (5-Yr Avg)

Cancer Metrics by Type of Cancer

Cancer Type	Cancer Incidence 5-Yr Age-Adjusted per 100k	Mortality 5-Yr Age-Adjusted per 100k
Breast	144.1	18.3
Prostate	106.1	21.3
Lung & Bronchus	53.5	32.0
Colon & Rectum	37.1	13.5
Uterus	34.2	5.1
Melanoma of the Skin	33.9	1.6
Non-Hodgkin Lymphoma	24.2	6.3
Bladder	21.1	4.1
Kidney & Renal Pelvis	20.4	5.2
Leukemia	19.8	6.9
Thyroid	15.9	0.0
Pancreas	12.2	10.2
Liver & Bile Duct	10.1	6.6
Oral Cavity & Pharynx	8.7	3.0
Ovary	8.3	4.0
Cervix	8.1	3.7
Brain & ONS	5.8	3.8
Stomach	5.7	2.4
Esophagus	5.6	4.8
Uncategorized	0.0	0.0

Cancer Screening (Age-Adjusted Prevalence) *



Data Sources: Incidence and Mortality from State Cancer Profiles (for FL, AZ, WI, IA, MN data from MN Dept. of Health), Risk Factors & Screening from CDC, SES from County Health Ranking, US Population data from census.gov
Cancer Incidence is a yearly average based on a 5-yr period from (2015-2019), Mortality is a yearly average based on a 5-yr period from (2016-2020)

*Target information from Healthy People 2030 Preventive Cancer Care Objectives