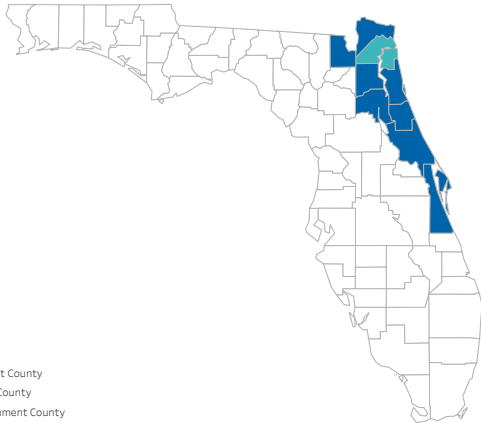


Population by County

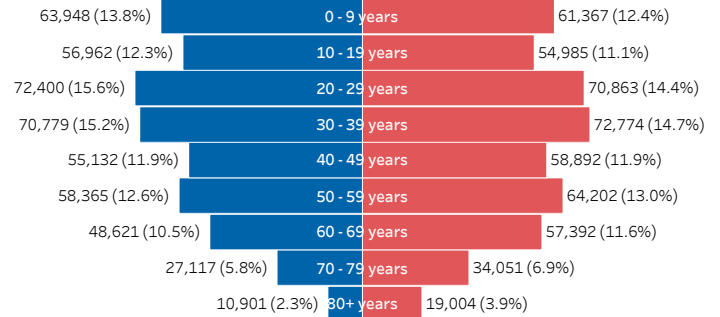
Select a county Catchment County, Duval Duval County Population Total: 957,755



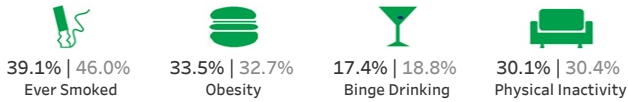
Cancer Incidence & County Population Pyramid

State Cancer Yearly Avg	County Cancer Yearly Avg
134,730	5,316 (3.9%)

County Level US Census Age & Sex Breakdown



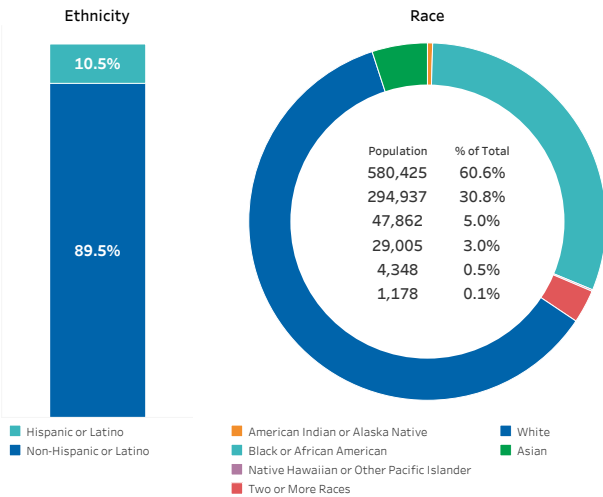
Risk Factors (Duval County | Florida)



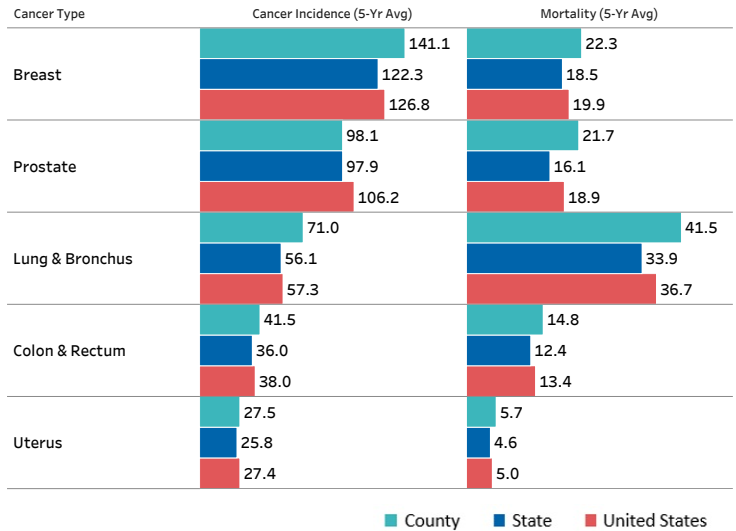
Socioeconomic Factors (Duval County | Florida)



US Census Demographics Breakdown



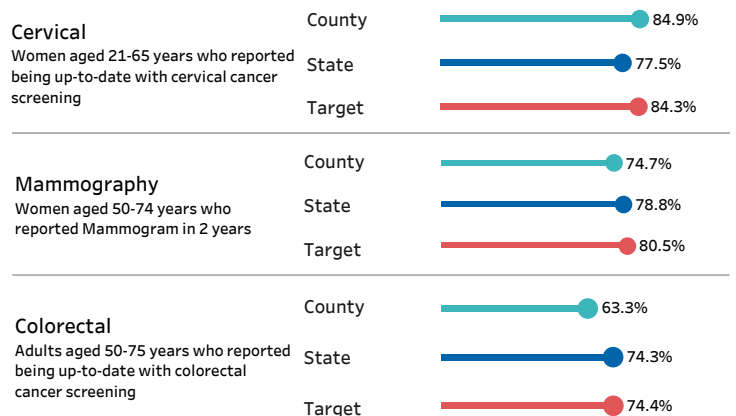
Top 5 Cancer Age-Adjusted Incidence & Mortality per 100k



Cancer Metrics by Type of Cancer

Cancer Type	Cancer Incidence 5-Yr Age-Adjusted per 100k	Mortality 5-Yr Age-Adjusted per 100k
Breast	141.1	22.3
Prostate	98.1	21.7
Lung & Bronchus	71.0	41.5
Colon & Rectum	41.5	14.8
Uterus	27.5	5.7
Melanoma of the Skin	26.0	2.3
Non-Hodgkin Lymphoma	24.3	6.1
Kidney & Renal Pelvis	20.3	3.9
Bladder	19.3	4.8
Leukemia	17.6	7.1
Oral Cavity & Pharynx	16.2	3.3
Pancreas	14.9	11.8
Thyroid	12.3	0.5
Ovary	11.7	7.0
Liver & Bile Duct	11.4	7.2
Cervix	10.7	3.3
Brain & ONS	7.1	4.4
Stomach	6.3	2.8
Esophagus	5.1	3.9
Uncategorized	0.0	0.0

Cancer Screening (Age-Adjusted Prevalence) *



Data Sources: Incidence and Mortality from State Cancer Profiles (for FL, AZ, WI, IA, MN data from MN Dept. of Health), Risk Factors & Screening from CDC, SES from County Health Ranking, US Population data from census.gov
 Cancer Incidence is a yearly average based on a 5-yr period from (2015-2016), Mortality is a yearly average based on a 5-yr period from (2016-2020)
 *Target information from Healthy People 2030 Preventive Cancer Care Objectives