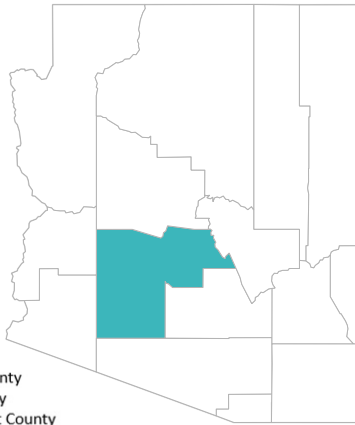


Population by County

Select a county Catchment County, Maricopa Maricopa County Population Total: 4,485,414

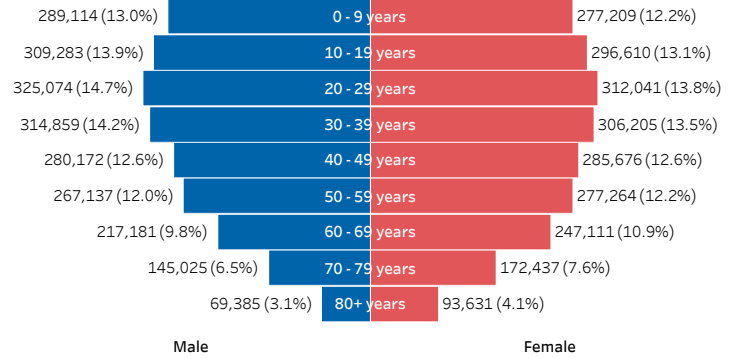


■ Catchment County
■ Selected County
□ Non Catchment County

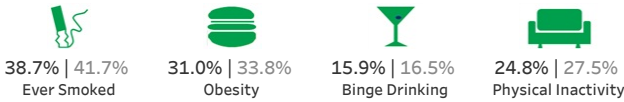
Cancer Incidence & County Population Pyramid

State Cancer Yearly Avg	County Cancer Yearly Avg
33,179	18,886 (56.9%)

County Level US Census Age & Sex Breakdown



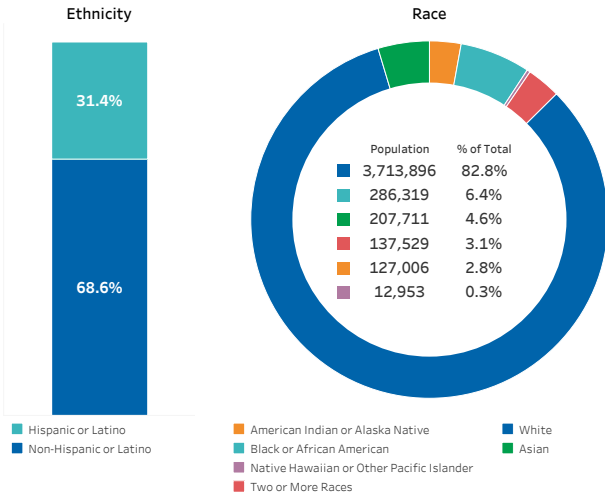
Risk Factors (Maricopa County | Arizona)



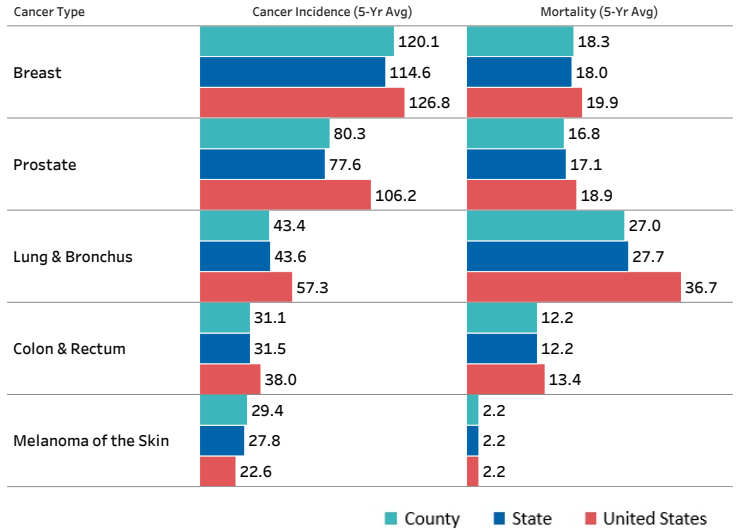
Socioeconomic Factors (Maricopa County | Arizona)



US Census Demographics Breakdown



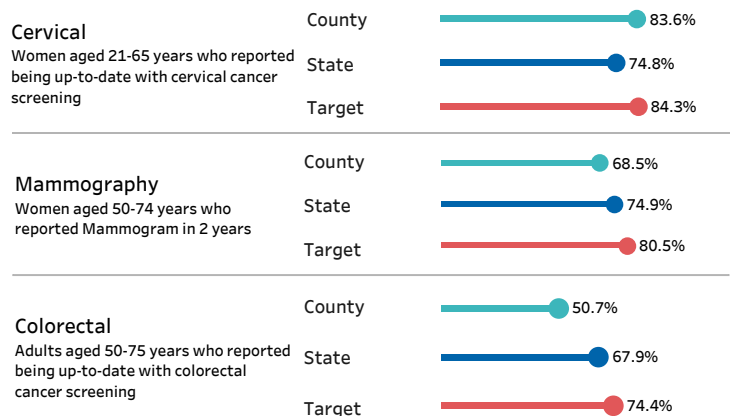
Top 5 Cancer Age-Adjusted Incidence & Mortality per 100k



Cancer Metrics by Type of Cancer

Cancer Type	Cancer Incidence 5-Yr Age-Adjusted per 100k	Mortality 5-Yr Age-Adjusted per 100k
Breast	120.1	18.3
Prostate	80.3	16.8
Lung & Bronchus	43.4	27.0
Colon & Rectum	31.1	12.2
Melanoma of the Skin	29.4	2.2
Uterus	23.6	3.9
Bladder	18.2	3.9
Kidney & Renal Pelvis	15.6	3.4
Non-Hodgkin Lymphoma	15.6	4.5
Thyroid	13.3	0.5
Pancreas	12.5	10.5
Leukemia	11.1	6.0
Ovary	9.8	6.1
Oral Cavity & Pharynx	8.5	1.9
Liver & Bile Duct	7.1	6.0
Cervix	6.4	2.0
Brain & ONS	5.8	4.1
Stomach	5.4	2.4
Esophagus	4.0	3.3
Uncategorized	0.0	0.0

Cancer Screening (Age-Adjusted Prevalence) *



Data Sources: Incidence and Mortality from State Cancer Profiles (for FL, AZ, WI, IA, MN data from MN Dept. of Health), Risk Factors & Screening from CDC, SES from County Health Ranking, US Population data from census.gov
Cancer Incidence is a yearly average based on a 5-yr period from (2015-2016), Mortality is a yearly average based on a 5-yr period from (2016-2020)

*Target information from Healthy People 2030 Preventive Cancer Care Objectives